

CANADIAN EQUITY

DYNAMIC SMALL BUSINESS FUND

Series A • Performance as at March 31, 2024. Holdings as at March 31, 2024.

STEVEN HALL BBE, MBA, CFA
Portfolio Manager: 10.2 years on fund

TOM DICKER B.Comm. (Hons.), CFA
Portfolio Manager: 10.2 years on fund

INCEPTION	1997 April
NET ASSETS	\$847.57M
HOLDINGS	80
MER ¹	2.42%
MANAGEMENT FEE	2%
NAV	\$13.13
STANDARD DEVIATION	12.87% over 3 years
R ²	0.58
DISTRIBUTIONS	\$0.0140 monthly ²
YIELD	1.3% based on NAV ³

RISK RATING⁴

LOW	MEDIUM	HIGH
-----	--------	------

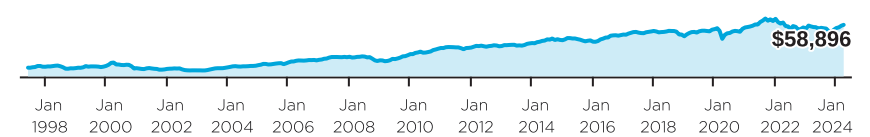
FUND CODES (Prefix: DYN)

Series	FE	LL	LL2	DSC	No load
A	087	687 ⁵	7016 ⁵	787 ⁵	
DCAF	887	187 ⁵		987 ⁵	
F					1287
FI					3210 ⁵
G	087G ⁵	687G ⁵		787G ⁵	
I					1187
IP					1625

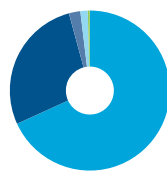
WHY INVEST IN DYNAMIC SMALL BUSINESS FUND ?

- Canadian small-cap fund that offers the potential for capital appreciation and a conservative monthly income stream.
- Invests in small and medium-sized businesses that often provide a dividend or distribution.
- Diversified and actively managed portfolio with a strong focus on capital preservation.

GROWTH OF \$10,000

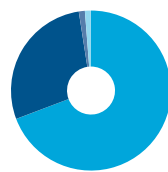


ASSET ALLOCATION



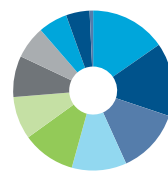
- 68.2% Common Stocks-CDN
- 27.6% Common Stocks-US
- 2.3% Common Stocks-Foreign
- 1.5% Cash, Short-Term Investments & Other Net Assets
- 0.4% Options

GEOGRAPHIC ALLOCATION



- 68.2% Canada
- 27.9% United States
- 1.2% Ireland
- 1.2% Australia

SECTOR ALLOCATION



- 15.1% Real Estate
- 14.6% Consumer Discretionary
- 12.9% Financials
- 10.9% Industrials
- 10.6% Health Care
- 8.5% Energy
- 8.2% Information Technology
- 6.5% Materials
- 5.8% Consumer Staples
- 4.7% Private Capital
- 0.7% Communication Services

CALENDAR RETURNS %

YTD	2023	2022	2021	2020	2019	2018	2017	2016
6.7	1.5	-17.3	17.6	3.6	17.8	-11.7	8.6	20.5

COMPOUND RETURNS %

1 mo	3 mo	6 mo	YTD	1 yr	3 yrs	5 yrs	10 yrs	Incep
1.6	6.7	13.8	6.7	4.4	0.6	3.1	4.1	6.8

HISTORICAL DISTRIBUTIONS (\$/unit)

2024	2024	2024	2024	2024	2024	2024	2024	2024	2024	2024	2024
Mar	Feb	Jan	Dec	Nov	Oct	Sep	Aug	Jul	Jun	May	Apr
0.0140	0.0140	0.0140	0.0140	0.0140	0.0140	0.0140	0.0140	0.0140	0.0140	0.0140	0.0140

The benchmark used for analytics for this fund is S&P/TSX Small Cap Index.

[1] For the period ended 2023-06-30. [2] This Monthly distribution is fixed but not guaranteed and may be adjusted from time to time at the discretion of the fund manager. [3] The yield is determined by annualizing the fixed distribution rate and does not include any distributions in excess of the fixed distribution rate that may be paid at the fund's year-end. [4] Risk rating measures the degree of uncertainty that an investor can handle regarding fluctuations in the value of their portfolio. The amount of risk associated with any particular investment depends largely on your own personal circumstances including your time horizon, liquidity needs, portfolio size, income, investment knowledge and attitude toward price fluctuations. Investors should consult their financial advisor before making a decision as to whether this mutual fund is a suitable investment for them. [5] Not available for purchases, switches out only.

DYNAMIC SMALL BUSINESS FUND

Series A • Performance as at March 31, 2024. Holdings as at March 31, 2024.

Dynamic Funds is a leading Canadian investment company offering a comprehensive range of investment services, including mutual funds, tax-advantaged products and customized high net-worth programs.

Customer Relations Centre

Toll free: 1-800-268-8186

Tel: 514-908-3212 (English)
514-908-3217 (French)Fax: 416-363-4179 or
1-800-361-4768Email: service@dynamic.ca**Ontario (Head Office)**40 Temperance Street, 16th Floor
Toronto, ON M5H 0B4

Toll free: 1-866-977-0477

Tel: 416-363-5621

Eastern Canada1200 McGill College Ave., Ste. 2300
Montreal, QC H3B 4G7**Western Canada**Suite 1130
685 Center Street South
Calgary, AB T2G 2C7Four Bentall Centre
1055 Dunsmuir St., Ste. 3434
P.O. Box 49217
Vancouver, BC V7X 1K8**TOP EQUITY HOLDINGS %**

Spin Master Corp.

Element Fleet Management Corp.

Jamieson Wellness Inc.

FirstService Corporation

Brown & Brown, Inc.

Killam Apartment Real Estate
Investment Trust

Donaldson Company, Inc.

Aritzia Inc., Subordinated Voting

Headwater Exploration Inc.

Permian Resources Corporation

Total allocation in top holdings 33.3**DYNAMIC PREFERRED PRICING**

Management fee rates are applied back to dollar one

Fund Value	%
\$0K - \$250K	2.000%
\$250K - \$1M	1.900%
\$1M - \$5M	1.825%
\$5M+	1.775%

Commissions, trailing commissions, management fees and expenses all may be associated with mutual fund investments. Please read the prospectus before investing.

The indicated rates of return are the historical annual compounded total returns including changes in units [share] value and reinvestment of all distributions [dividends] and do not take into account sales, redemption, distribution or optional charges or income taxes payable by any security holder that would have reduced returns. The rates of return are used only to illustrate the effects of the compound growth rate and are not intended to reflect future values of the mutual fund or returns on investment in the mutual fund. Investments in mutual funds are not guaranteed, their values change frequently and past performance may not be repeated.

R^2 is a measurement out of 100 that shows the extent to which a portfolio's movements can be explained by the benchmark's movements.

Standard deviation is a measure of volatility; it shows how broadly the Fund's returns have varied over a given time period.

dynamic.ca/f/1240