

GLOBAL BALANCED

DYNAMICEDGE BALANCED PORTFOLIO

Series F (USD) • Performance as at March 31, 2024. Holdings as at February 29, 2024.

CRAIG MADDOCK CFA, MBA, CFP, FICB  
Vice President & Senior Portfolio Manager, Head of  
Multi-Asset Management Team: 1.9 years on fund

YUKO GIRARD CFA, MBA, CAIA, FRM  
Portfolio Manager: 1.9 years on fund

WESLEY BLIGHT CFA  
Portfolio Manager: 1.9 years on fund

MARK FAIRBAIRN CFA  
Portfolio Manager: 1.9 years on fund

IAN TAYLOR CFA, CAIA  
Portfolio Manager: 1.9 years on fund

JENNY WANG CFA, MA  
Portfolio Manager: On Fund since January 2024

INCEPTION	2008 February
NET ASSETS	\$598.54M
HOLDINGS	978
MER <sup>1</sup>	1.11%
MANAGEMENT FEE	0.8%
NAV	\$13.21 USD

RISK RATING<sup>2</sup>

LOW		MEDIUM	HIGH
-----	--	--------	------

CURRENT WEIGHTINGS (%)

Dynamic Total Return Bond Fund	22.4
Dynamic Canadian Bond Fund	15.0
Dynamic Global Equity Fund	10.5
Dynamic Global Equity Income Fund	8.1
Dynamic Dividend Fund	6.3
Dynamic Global Dividend Fund	6.2
Dynamic Power Global Growth Class	5.6
Dynamic Corporate Bond Strategies Fund	5.0
Dynamic Credit Spectrum Fund	5.0
Dynamic Global Infrastructure Fund	3.8
Dynamic Power Canadian Growth Fund	3.7
Dynamic Value Fund Of Canada	2.5
Dynamic High Yield Bond Fund	2.5
Dynamic Premium Yield Fund	1.8
Dynamic Small Business Fund	1.5

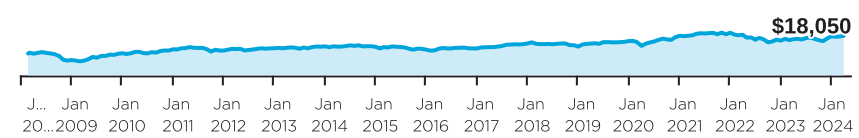
FUND CODES (Prefix: DYN)

Series	FE	LL	LL2	DSC	No load
A	1920	1921 <sup>3</sup>	7139 <sup>3</sup>	1922 <sup>3</sup>	
DCAF	1930	1931 <sup>3</sup>		1932 <sup>3</sup>	
A (USD)	1933	1934 <sup>3</sup>		1935 <sup>3</sup>	
F					1923
F (USD)					1936
FT					1928
G	1920G <sup>3</sup>	1921G <sup>3</sup>		1922G <sup>3</sup>	
I					1924
I (USD)					1937

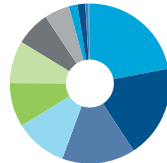
WHY INVEST IN DYNAMICEDGE BALANCED PORTFOLIO ?

- Access a diversified portfolio of actively managed Dynamic funds.
- Achieve a balance of income and long-term capital growth through the portfolio's target mix of 50% fixed income and 50% equity funds.

GROWTH OF \$10,000

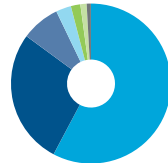


ASSET ALLOCATION



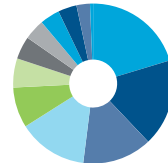
- 22.0% Common Stocks-US
- 18.8% Corporate Bonds - CDN
- 14.8% Common Stocks-Foreign
- 10.6% Common Stocks-CDN
- 8.9% Provincial Govt Bonds - CDN
- 8.6% Federal Govt Bonds - CDN
- 7.0% Foreign Bonds & Debentures
- 5.1% Cash, Short-Term Investments & Other Net Assets
- 1.7% Mutual Funds - Canadian Income
- 1.6% Canadian - Foreign Pay Bonds
- 0.6% Mutual Funds - Foreign Income
- 0.3% Other

GEOGRAPHIC ALLOCATION



- 60.0% Canada
- 28.4% United States
- 8.1% Continental Europe
- 3.2% Emerging Markets
- 2.0% United Kingdom
- 1.3% Pacific
- 0.9% Japan

SECTOR ALLOCATION



- 9.7% Information Technology
- 8.4% Financials
- 6.7% Consumer Discretionary
- 6.7% Industrials
- 3.9% Health Care
- 2.8% Energy
- 2.2% Consumer Staples
- 2.0% Utilities
- 1.9% Communication Services
- 1.8% Materials
- 1.3% Real Estate
- 0.3% Other

CALENDAR RETURNS %

YTD	2023	2022	2021	2020	2019	2018	2017	2016
1.2	12.4	-18.6	7.7	15.4	19.3	-9.8	18.4	4.7

COMPOUND RETURNS %

1 mo	3 mo	6 mo	YTD	1 yr	3 yrs	5 yrs	10 yrs	Incep
1.4	1.2	11.9	1.2	9.2	-0.5	4.4	3.2	3.7

HISTORICAL DISTRIBUTIONS (USD\$/unit)

2024	2024	2024	2024	2024	2024	2024	2024	2024	2024	2024	2024
Mar	Feb	Jan	Dec	Nov	Oct	Sep	Aug	Jul	Jun	May	Apr
-	-	-	0.3756	-	-	-	-	-	-	-	-

[1] For the period ended 2023-06-30. [2] Risk rating measures the degree of uncertainty that an investor can handle regarding fluctuations in the value of their portfolio. The amount of risk associated with any particular investment depends largely on your own personal circumstances including your time horizon, liquidity needs, portfolio size, income, investment knowledge and attitude toward price fluctuations. Investors should consult their financial advisor before making a decision as to whether this mutual fund is a suitable investment for them. [3] Not available for purchases, switches out only.

GLOBAL BALANCED

DYNAMICEDGE BALANCED PORTFOLIO

Series F (USD) • Performance as at March 31, 2024. Holdings as at February 29, 2024.

TOP 5 HOLDINGS OF UNDERLYING FUNDS<sup>4</sup> (as at February 29, 2024)

CANADIAN EQUITY Target: 14.00%			
Dynamic Dividend Fund • Target: 6.25%	Dynamic Power Canadian Growth Fund • Target: 3.75%	Dynamic Small Business Fund • Target: 1.50%	Dynamic Value Fund Of Canada • Target: 2.50%
Royal Bank of Canada	NVIDIA Corporation	Element Fleet Management Corp.	Power Corporation of Canada
Toronto-Dominion Bank (The)	TFI International Inc.	Jamieson Wellness Inc.	Onex Corporation
Enbridge Inc.	Microsoft Corporation	Spin Master Corp.	Royal Bank of Canada
Microsoft Corporation	Intact Financial Corporation	FirstService Corporation	CGI Inc.
Canadian Natural Resources Limited	Alphabet Inc., Class "C"	Brown & Brown, Inc.	Toronto-Dominion Bank (The)
FOREIGN EQUITY Target: 36.00%			
Dynamic Global Dividend Fund • Target: 6.25%	Dynamic Global Equity Fund • Target: 10.75%	Dynamic Global Equity Income Fund, Series "O" • Target: 8.25%	Dynamic Global Infrastructure Fund • Target: 3.75%
Meta Platforms, Inc., Class "A"	Kuehne & Nagel International AG	Microsoft Corporation	TC Energy Corporation
Microsoft Corporation	Ross Stores, Inc.	Visa Inc., Class "A"	Alerian MLP ETF
Amazon.com, Inc.	Microsoft Corporation	SAP SE	CSX Corporation
Elbit Systems Ltd.	TJX Companies, Inc. (The)	Amazon.com, Inc.	Enbridge Inc.
NVIDIA Corporation	Evolution Gaming Group AB	Shell PLC	Union Pacific Corporation
Dynamic Power Global Growth Class • Target: 5.25%	Dynamic Premium Yield Fund • Target: 1.75%		
CrowdStrike Holdings, Inc., Class "A"	Amazon.com, Inc.		
Monday.com Ltd.	Microsoft Corporation		
MercadoLibre, Inc.	Dynamic Premium Yield PLUS Fund, Series "O"		
Snowflake Inc., Class "A"	UnitedHealth Group Incorporated		
MongoDB, Inc.	Burlington Stores, Inc.		
FIXED INCOME Target: 50.00%			
Dynamic Canadian Bond Fund • Target: 15.00%	Dynamic Corporate Bond Strategies Fund • Target: 5.00%	Dynamic Credit Spectrum Fund • Target: 5.00%	Dynamic High Yield Bond Fund • Target: 2.50%
Dynamic Short Term Credit PLUS Fund, Series "O"	1832 AM U.S. \$ Investment Grade U.S. Corporate Bond Pool, Series "I"	Dynamic Active Discount Bond ETF	iShares iBoxx \$ High Yield Corporate Bond ETF
Government of Canada, 2.750% Jun. 01 33	Enbridge Inc., 5.375% Sep. 27 77	Cleveland-Cliffs Inc., 6.75% Mar. 15 26	Northland Power Inc., 9.250% Jun. 30 83
Scotia Mortgage Income Fund, Series "I"	AerCap Ireland Capital Designated Activity Company/ Global Aviation Trust, 3.30% Jan. 30 32	Parkland Corporation, 4.50% Oct. 01 29	Cleveland-Cliffs Inc., 6.75% Mar. 15 26
Province of Ontario, 2.65% Dec. 02 50	Inter Pipeline Ltd., 3.983% Nov. 25 31	Government of Canada, 1.75% Dec. 01 53	Precision Drilling Corporation, 6.875% Jan. 15 29
Province of Quebec, 3.10% Dec. 01 51	Dynamic Active U.S. Investment Grade Corporate Bond ETF	Northland Power Inc., 9.250% Jun. 30 83	Parkland Corporation, 4.50% Oct. 01 29
Dynamic Total Return Bond Fund • Target: 22.50%			
Government of Canada, 3.250% Dec. 01 33			
Government of Canada, 3.00% Jun. 01 34			
Canada Housing Trust, 3.650% Jun. 15 33			
Province of Ontario, 3.650% Jun. 02 33			
Province of Ontario, 2.70% Jun. 02 29			

[4] Dynamic Power Global Growth Class Top 5 holdings shown are as at previous month-end. Target portfolio weights shown are as of December 31, 2022, and are subject to change.

GLOBAL BALANCED

# DYNAMICEDGE BALANCED PORTFOLIO

Series F (USD) • Performance as at March 31, 2024. Holdings as at February 29, 2024.

Series	FE	LL	LL2	DSC	No load
IT					1929
T	1925	1926 <sup>3</sup>	7140 <sup>3</sup>	1927 <sup>3</sup>	

Dynamic Funds is a leading Canadian investment company offering a comprehensive range of investment services, including mutual funds, tax-advantaged products and customized high net-worth programs.

Customer Relations Centre

Toll free: 1-800-268-8186  
Tel: 514-908-3212 (English)  
514-908-3217 (French)  
Fax: 416-363-4179 or  
1-800-361-4768  
Email: service@dynamic.ca

Ontario (Head Office)

40 Temperance Street, 16th Floor  
Toronto, ON M5H 0B4  
Toll free: 1-866-977-0477  
Tel: 416-363-5621

Eastern Canada

1200 McGill College Ave., Ste. 2300  
Montreal, QC H3B 4G7

Western Canada

Suite 1130  
685 Center Street South  
Calgary, AB T2G 2C7

Four Bentall Centre  
1055 Dunsmuir St., Ste. 3434  
P.O. Box 49217  
Vancouver, BC V7X 1K8

DYNAMIC PREFERRED PRICING

Management fee rates are applied back to dollar one

Fund Value	%
\$0K - \$250K	0.800%
\$250K - \$1M	0.725%
\$1M - \$5M	0.675%
\$5M+	0.625%

Commissions, trailing commissions, management fees and expenses all may be associated with mutual fund investments. Please read the prospectus before investing. The indicated rates of return are the historical annual compounded total returns including changes in units [share] value and reinvestment of all distributions [dividends] and do not take into account sales, redemption, distribution or optional charges or income taxes payable by any security holder that would have reduced returns. The rates of return are used only to illustrate the effects of the compound growth rate and are not intended to reflect future values of the mutual fund or returns on investment in the mutual fund. Investments in mutual funds are not guaranteed, their values change frequently and past performance may not be repeated.



dynamic.ca/f/1340

**Dynamic Funds®**  
Invest with advice.