

# GLOBAL EQUITY

# DYNAMICEDGE EQUITY PORTFOLIO

Series A (USD) • Performance as at July 31, 2022. Holdings as at June 30, 2022.

## CRAIG MADDOCK CFA, MBA, CFP, FICB

Vice President & Senior Portfolio Manager, Head of Multi-Asset Management Team: On Fund since May 2022

## YUKO GIRARD CFA, MBA, CAIA, FRM

Portfolio Manager: On Fund since May 2022

## WESLEY BLIGHT CFA

Portfolio Manager: On Fund since May 2022

## MARK FAIRBAIRN CFA

Portfolio Manager: On Fund since May 2022

## IAN TAYLOR CFA, CAIA

Portfolio Manager: On Fund since May 2022

INCEPTION	<b>2008 February</b>
NET ASSETS	<b>\$477.26 million</b>
MER*	<b>2.41%</b>
NAV	<b>\$18.45 USD</b>

## RISK RATING<sup>‡</sup>

LOW	<b>Medium</b>	MEDIUM	HIGH
-----	---------------	--------	------

## CURRENT WEIGHTINGS %

Dynamic Global Dividend Fund	20.0
Dynamic Global Equity Fund	19.3
Dynamic Power Global Growth Class	12.2
Dynamic Global Equity Income Fund	11.7
Dynamic Power Canadian Growth Fund	10.0
Dynamic Dividend Fund	8.9
Dynamic Global Infrastructure Fund	8.0
Dynamic Value Fund Of Canada	5.9
Dynamic Power Small Cap Fund	2.8
Dynamic Small Business Fund	1.3

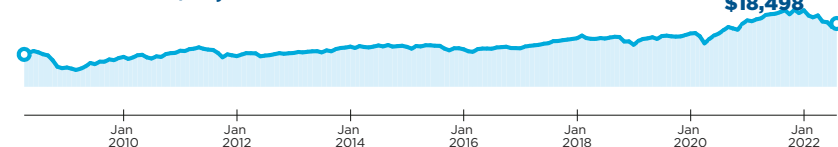
## FUND CODES (Prefix: DYN)

Series	FE	LL	LL2	DSC	No load
A	1990	1991 <sup>a</sup>	7146 <sup>a</sup>	1992 <sup>a</sup>	
A (USD)	1763	1764 <sup>a</sup>		1765 <sup>a</sup>	
DCAF	1760	1761 <sup>a</sup>		1762 <sup>a</sup>	
F					1993
F (USD)					1766
FT					1998
G	1990G <sup>a</sup>	1991G <sup>a</sup>		1992G <sup>a</sup>	
I					1994
I (USD)					1767
IT					1999
T	1995	1996 <sup>a</sup>	7147 <sup>a</sup>	1997 <sup>a</sup>	

## WHY INVEST IN DYNAMICEDGE EQUITY PORTFOLIO?

- Access a diversified portfolio of actively-managed Dynamic funds.
- Achieve long-term capital growth through the portfolio's target mix of 60% in foreign equity funds and 40% Canadian equity funds.

## GROWTH OF \$10,000



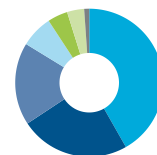
Compound growth calculations are used only for the purpose of illustrating the effects of compound growth and are not intended to reflect future value of any mutual fund or returns on investment in any mutual fund.

## ASSET ALLOCATION



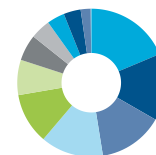
- 37.9% Common Stocks-US
- 31.2% Common Stocks-Foreign
- 21.8% Common Stocks-CDN
- 9.0% Cash, Short-Term Investments & Other Net Assets
- 0.1% Mutual Funds - Canadian Equity

## GEOGRAPHIC ALLOCATION



- 38.0% United States
- 21.8% Canada
- 16.4% Continental Europe
- 6.4% Emerging Markets
- 4.0% United Kingdom
- 3.4% Pacific
- 1.0% Japan

## SECTOR ALLOCATION



- 17.0% Information Technology
- 13.3% Financials
- 12.9% Consumer Discretionary
- 12.5% Industrials
- 10.1% Health Care
- 7.0% Utilities
- 5.2% Consumer Staples
- 4.0% Communication Services
- 3.5% Materials
- 3.4% Energy
- 2.0% Real Estate
- 0.1% Canadian Equity Funds

## CALENDAR RETURNS %

YTD 2022	2021	2020	2019	2018	2017	2016	2015
<b>-17.2</b>	<b>15.2</b>	<b>24.6</b>	<b>26.9</b>	<b>-13.5</b>	<b>26.0</b>	<b>2.7</b>	<b>-6.0</b>

## COMPOUND RETURNS %

1 mo	3 mo	6 mo	YTD	1 yr	3 yrs	5 yrs	10 yrs	Incep
<b>5.9</b>	<b>-3.0</b>	<b>-11.0</b>	<b>-17.2</b>	<b>-15.1</b>	<b>7.4</b>	<b>6.8</b>	<b>7.2</b>	<b>4.5</b>

[\*] For the period ended June 30, 2021. [a] Series G only available to residents of non-HST provinces and territories. [1] Dynamic Power Global Growth Class Top 5 holdings shown are as at previous month-end. [2] According to target weights. [a] Not available for purchases, switches out only.

**DYNAMICEDGE EQUITY PORTFOLIO**

Series A (USD) • Performance as at July 31, 2022. Holdings as at June 30, 2022.

**TOP 5 HOLDINGS OF UNDERLYING FUNDS<sup>1</sup>** (as at June 30, 2022)

<b>CANADIAN EQUITY</b>			
<b>Target: 35.00%</b>			
<b>Dynamic Dividend Fund</b> Target: 8.00%	<b>Dynamic Power Canadian Growth Fund</b> Target: 7.00%	<b>Dynamic Power Small Cap Fund</b> Target: 3.50%	<b>Dynamic Small Business Fund</b> Target: 3.50%
Royal Bank of Canada	Intact Financial Corporation	Trisura Group Ltd.	TMX Group Limited
Toronto-Dominion Bank (The)	Alphabet Inc., Class "C"	TFI International Inc.	Spin Master Corp.
Enbridge Inc.	Microsoft Corporation	Richelieu Hardware Ltd.	Jamieson Wellness Inc.
Brookfield Asset Management Inc., Class "A"	Canadian National Railway Company	Kinaxis Inc.	Softchoice Corporation
Bank of Nova Scotia (The)	National Bank of Canada	goeasy Ltd.	TELUS International (Cda) Inc.
<b>Dynamic Value Fund Of Canada</b> Target: 13.00%			
Toronto-Dominion Bank (The)			
Bank of Nova Scotia (The)			
Royal Bank of Canada			
Power Corporation of Canada			
Onex Corporation			
<b>FOREIGN EQUITY</b>			
<b>Target: 65.00%</b>			
<b>Dynamic Global Dividend Fund</b> Target: 19.50%	<b>Dynamic Global Equity Fund</b> Target: 15.00%	<b>Dynamic Global Equity Income Fund</b> Target: 9.00%	<b>Dynamic Global Infrastructure Fund</b> Target: 6.50%
Elbit Systems Ltd.	Microsoft Corporation	Microsoft Corporation	NextEra Energy Partners, LP
Northrop Grumman Corporation	Booz Allen Hamilton Holding Corporation	Visa Inc., Class "A"	Brookfield Infrastructure Partners L.P., Units
UnitedHealth Group Incorporated	Techtronic Industries Company Limited	Shell PLC	Ferrovial, SA
AstraZeneca PLC, Sponsored ADR	Alibaba Group Holding Limited, Sponsored ADR	Thermo Fisher Scientific Inc.	NextEra Energy, Inc.
Eli Lilly and Company	Progressive Corporation (The)	Anthem, Inc.	Transurban Group
<b>Dynamic Power Global Growth Class</b> Target: 15.00%			
Adyen N.V.			
Palo Alto Networks, Inc.			
Sea Limited, ADR			
Datadog, Inc., Class "A"			
CrowdStrike Holdings, Inc., Class "A"			

<sup>[1]</sup> Dynamic Power Global Growth Class Top 5 holdings shown are as at previous month-end.

**DYNAMICEDGE EQUITY PORTFOLIO**

Series A (USD) • Performance as at July 31, 2022. Holdings as at June 30, 2022.

Dynamic Funds is a leading Canadian investment company offering a comprehensive range of investment services, including mutual funds, tax-advantaged products and customized high net-worth programs.

**Customer Relations Centre**

Toll free: 1-800-268-8186  
 Tel: 514-908-3212 (English)  
 514-908-3217 (French)  
 Fax: 416-363-4179 or  
 1-800-361-4768  
 Email: [service@dynamic.ca](mailto:service@dynamic.ca)

**Ontario (Head Office)**

Dynamic Funds Tower  
 1 Adelaide St. E., Ste. 2800  
 Toronto, ON M5C 2V9  
 Toll free: 1-866-977-0477  
 Tel: 416-363-5621

**Eastern Canada**

1200 McGill College Ave., Ste. 2300  
 Montreal, QC H3B 4G7

**Western Canada**

Suite 300, 119 - 6 Avenue SW  
 Calgary, AB T2P 0P8

Four Bentall Centre  
 1055 Dunsmuir St., Ste. 3434  
 P.O. Box 49217  
 Vancouver, BC V7X 1K8

**DYNAMIC PREFERRED PRICING**

Management fee rates are applied back to dollar one

Fund Value	%
\$0K - \$250K	2.000%
\$250K - \$1MM	1.900%
\$1MM - \$5MM	1.825%
\$5MM+	1.775%

**[!]** Risk rating measures the degree of uncertainty that an investor can handle regarding fluctuations in the value of their portfolio. The amount of risk associated with any particular investment depends largely on your own personal circumstances including your time horizon, liquidity needs, portfolio size, income, investment knowledge and attitude toward price fluctuations. Investors should consult their financial advisor before making a decision as to whether this mutual fund is a suitable investment for them.

Commissions, trailing commissions, management fees and expenses all may be associated with mutual fund investments. Please read the prospectus before investing.

The indicated rates of return are the historical annual compounded total returns including changes in units [share] value and reinvestment of all distributions [dividends] and do not take into account sales, redemption, distribution or optional charges or income taxes payable by any security holder that would have reduced returns. The rates of return are used only to illustrate the effects of the compound growth rate and are not intended to reflect future values of the mutual fund or returns on investment in the mutual fund.

Investments in mutual funds are not guaranteed, their values change frequently and past performance may not be repeated.

