

GLOBAL BALANCED

DYNAMICEDGE GROWTH CLASS PORTFOLIO

Series A • Performance as at March 31, 2024. Holdings as at March 31, 2024.

CRAIG MADDOCK CFA, MBA, CFP, FICB
Vice President & Senior Portfolio Manager, Head of Multi-Asset Management Team: 1.9 years on fund

YUKO GIRARD CFA, MBA, CAIA, FRM
Portfolio Manager: 1.9 years on fund

WESLEY BLIGHT CFA
Portfolio Manager: 1.9 years on fund

MARK FAIRBAIRN CFA
Portfolio Manager: 1.9 years on fund

IAN TAYLOR CFA, CAIA
Portfolio Manager: 1.9 years on fund

JENNY WANG CFA, MA
Portfolio Manager: On Fund since January 2024

INCEPTION	2008 February
NET ASSETS	\$122.84M
HOLDINGS	762
MER ¹	2.38%
MANAGEMENT FEE	2%
NAV	\$19.21
STANDARD DEVIATION	11.37% over 3 years
R ²	0.93

RISK RATING²

LOW		MEDIUM	HIGH
-----	--	--------	------

CURRENT WEIGHTINGS (%)

Dynamic Power Global Growth Fund	14.5
Dynamic Global Equity Fund	14.4
Dynamic Global Dividend Fund	14.2
Dynamic Total Return Bond Fund	10.6
Dynamic Global Equity Income Fund	9.5
Dynamic Power Canadian Growth Fund	7.8
Dynamic Dividend Fund	6.5
Dynamic Global Infrastructure Fund	5.7
Dynamic Value Fund Of Canada	4.5
Dynamic Canadian Bond Fund	2.9
Dynamic Power Small Cap Fund	2.3
Dynamic High Yield Bond Fund	2.0
Dynamic Corporate Bond Strategies Fund	1.9
Dynamic Credit Spectrum Fund	1.9
Dynamic Small Business Fund	1.0

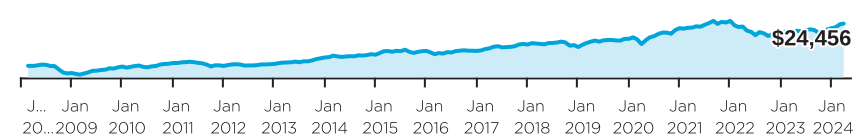
FUND CODES (Prefix: DYN)

Series	FE	LL	LL2	DSC	No load
A	1870	1871 ³	7148 ³	1872 ³	
DCAF	1880	1881 ³		1882 ³	
A (USD)	1883	1884 ³		1885 ³	
F					1873
F (USD)					1886
FT					1878
I					1874

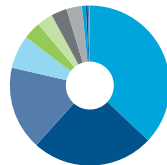
WHY INVEST IN DYNAMICEDGE GROWTH CLASS PORTFOLIO ?

- Access a diversified portfolio of actively-managed Dynamic funds.
- Achieve long-term capital growth through the portfolio's target mix of 20% in fixed-income funds and 80% equity funds.

GROWTH OF \$10,000

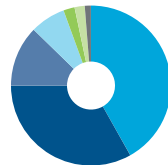


ASSET ALLOCATION



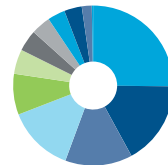
- 37.0% Common Stocks-US
- 24.7% Common Stocks-Foreign
- 16.9% Common Stocks-CDN
- 6.7% Corporate Bonds - CDN
- 3.6% Federal Govt Bonds - CDN
- 3.2% Foreign Bonds & Debentures
- 3.2% Cash, Short-Term Investments & Other Net Assets
- 3.1% Provincial Govt Bonds - CDN
- 0.8% Canadian - Foreign Pay Bonds
- 0.4% Mutual Funds - Canadian Income
- 0.3% Mutual Funds - Foreign Income
- 0.1% Other

GEOGRAPHIC ALLOCATION



- 40.5% United States
- 32.1% Canada
- 11.9% Continental Europe
- 6.9% Emerging Markets
- 2.2% United Kingdom
- 2.0% Pacific
- 1.2% Japan

SECTOR ALLOCATION



- 19.8% Information Technology
- 13.3% Financials
- 10.7% Industrials
- 10.6% Consumer Discretionary
- 6.5% Health Care
- 3.9% Energy
- 3.4% Communication Services
- 3.1% Materials
- 2.8% Utilities
- 2.8% Consumer Staples
- 1.6% Real Estate
- 0.2% Other

CALENDAR RETURNS %

YTD	2023	2022	2021	2020	2019	2018	2017	2016
6.9	9.4	-17.6	10.8	19.1	17.2	-4.9	14.4	-0.0

COMPOUND RETURNS %

1 mo	3 mo	6 mo	YTD	1 yr	3 yrs	5 yrs	10 yrs	Incep
1.1	6.9	15.2	6.9	12.7	2.0	6.1	6.4	5.7

HISTORICAL DISTRIBUTIONS (\$/unit)

2024	2024	2024	2024	2024	2024	2024	2024	2024	2024	2024	2024
Mar	Feb	Jan	Dec	Nov	Oct	Sep	Aug	Jul	Jun	May	Apr
-	-	-	0.0681	-	-	-	-	-	-	-	-

The benchmark used for analytics for this fund is 25% S&P/TSX Composite Index/ 55% Solactive GBS Developed Market Large & Mid Cap Index/ 20% FTSE Canada Universe Bond Index.

[1] For the period ended 2023-06-30. [2] Risk rating measures the degree of uncertainty that an investor can handle regarding fluctuations in the value of their portfolio. The amount of risk associated with any particular investment depends largely on your own personal circumstances including your time horizon, liquidity needs, portfolio size, income, investment knowledge and attitude toward price fluctuations. Investors should consult their financial advisor before making a decision as to whether this mutual fund is a suitable investment for them. [3] Not available for purchases, switches out only.

DYNAMICEDGE GROWTH CLASS PORTFOLIO

Series A • Performance as at March 31, 2024. Holdings as at March 31, 2024.

TOP 5 HOLDINGS OF UNDERLYING FUNDS⁴ (as at March 31, 2024)

CANADIAN EQUITY

Target: 22.00%

Dynamic Dividend Fund

• Target: 6.50%

Royal Bank of Canada
Toronto-Dominion Bank (The)
Enbridge Inc.
Canadian Natural Resources Limited
Microsoft Corporation

Dynamic Power Canadian Growth Fund

• Target: 7.75%

NVIDIA Corporation
TFI International Inc.
Microsoft Corporation
Alphabet Inc., Class "C"
Intact Financial Corporation

Dynamic Power Small Cap Fund

• Target: 2.25%

TFI International Inc.
Aritzia Inc., Subordinated Voting
Trisura Group Ltd.
goeasy Ltd.
Richelieu Hardware Ltd.

Dynamic Small Business Fund

• Target: 1.00%

Spin Master Corp.
Element Fleet Management Corp.
Jamieson Wellness Inc.
FirstService Corporation
Brown & Brown, Inc.

Dynamic Value Fund Of Canada

• Target: 4.50%

Power Corporation of Canada
Onex Corporation
Royal Bank of Canada
PrairieSky Royalty Ltd.
Boardwalk Real Estate Investment Trust

GLOBAL EQUITY

Target: 58.00%

Dynamic Global Dividend Fund

• Target: 14.75%

Meta Platforms, Inc., Class "A"
Microsoft Corporation
Amazon.com, Inc.
NVIDIA Corporation
JPMorgan Chase & Co.

Dynamic Global Equity Fund

• Target: 14.75%

Techtronic Industries Company Limited
Microsoft Corporation
TJX Companies, Inc. (The)
adidas AG
Ross Stores, Inc.

Dynamic Global Equity Income Fund, Series "O"

• Target: 9.75%

Microsoft Corporation
SAP SE
Visa Inc., Class "A"
Amazon.com, Inc.
Shell PLC

Dynamic Global Infrastructure Fund

• Target: 5.75%

TC Energy Corporation
Enbridge Inc.
Alerian MLP ETF
Crown Castle International Corp.
Union Pacific Corporation

Dynamic Power Global Growth Fund

• Target: 13.00%

CrowdStrike Holdings, Inc., Class "A"
Datadog, Inc., Class "A"
MongoDB, Inc.
Spotify Technology S.A.
Uber Technologies, Inc.

FIXED INCOME

Target: 20.00%

Dynamic Canadian Bond Fund

• Target: 3.00%

Dynamic Short Term Credit PLUS Fund, Series "O"
Government of Canada, 2.750% Jun. 01 33
Scotia Mortgage Income Fund, Series "I"
Province of Ontario, 2.65% Dec. 02 50
Province of Quebec, 3.10% Dec. 01 51

Dynamic Corporate Bond Strategies Fund

• Target: 2.00%

1832 AM U.S. \$ Investment Grade U.S. Corporate Bond Pool, Series "I"
Enbridge Inc., 5.375% Sep. 27 77
AerCap Ireland Capital Designated Activity Company/
Global Aviation Trust, 3.30% Jan. 30 32
Inter Pipeline Ltd., 3.983% Nov. 25 31
Rogers Communications Inc., 5.00% Dec. 17 81

Dynamic Credit Spectrum Fund

• Target: 2.00%

Dynamic Active Discount Bond ETF
Parkland Corporation, 4.50% Oct. 01 29
Government of Canada, 1.75% Dec. 01 53
Northland Power Inc., 9.250% Jun. 30 83
Province of Ontario, 1.90% Dec. 02 51

Dynamic High Yield Bond Fund

• Target: 2.00%

iShares iBoxx \$ High Yield Corporate Bond ETF
Northland Power Inc., 9.250% Jun. 30 83
Precision Drilling Corporation, 6.875% Jan. 15 29
Parkland Corporation, 4.50% Oct. 01 29
Baytex Energy Corp., 8.50% Apr. 30 30

Dynamic Total Return Bond Fund

• Target: 11.00%

Government of Canada, 3.00% Jun. 01 34
Canada Housing Trust, 3.650% Jun. 15 33
Province of Ontario, 3.650% Jun. 02 33
Government of Canada, 3.250% Dec. 01 33
Province of Ontario, 2.70% Jun. 02 29

[4] Dynamic Power Global Growth Class Top 5 holdings shown are as at previous month-end. Target portfolio weights shown are as of December 31, 2022, and are subject to change.

DYNAMICEDGE GROWTH CLASS PORTFOLIO

Series A • Performance as at March 31, 2024. Holdings as at March 31, 2024.

Series	FE	LL	LL2	DSC	No load
I (USD)					1887
IT					1879
T	1875	1876 ³	7149 ³	1877 ³	

Dynamic Funds is a leading Canadian investment company offering a comprehensive range of investment services, including mutual funds, tax-advantaged products and customized high net-worth programs.

Customer Relations Centre

Toll free: 1-800-268-8186

Tel: 514-908-3212 (English)
514-908-3217 (French)Fax: 416-363-4179 or
1-800-361-4768Email: service@dynamic.ca**Ontario (Head Office)**40 Temperance Street, 16th Floor
Toronto, ON M5H 0B4

Toll free: 1-866-977-0477

Tel: 416-363-5621

Eastern Canada1200 McGill College Ave., Ste. 2300
Montreal, QC H3B 4G7**Western Canada**Suite 1130
685 Center Street South
Calgary, AB T2G 2C7Four Bentall Centre
1055 Dunsmuir St., Ste. 3434
P.O. Box 49217
Vancouver, BC V7X 1K8**DYNAMIC PREFERRED PRICING**

Management fee rates are applied back to dollar one

Fund Value	%
\$0K - \$250K	2.000%
\$250K - \$1M	1.900%
\$1M - \$5M	1.825%
\$5M+	1.775%

Commissions, trailing commissions, management fees and expenses all may be associated with mutual fund investments. Please read the prospectus before investing.

The indicated rates of return are the historical annual compounded total returns including changes in units [share] value and reinvestment of all distributions [dividends] and do not take into account sales, redemption, distribution or optional charges or income taxes payable by any security holder that would have reduced returns. The rates of return are used only to illustrate the effects of the compound growth rate and are not intended to reflect future values of the mutual fund or returns on investment in the mutual fund. Investments in mutual funds are not guaranteed, their values change frequently and past performance may not be repeated.

R^2 is a measurement out of 100 that shows the extent to which a portfolio's movements can be explained by the benchmark's movements.

Standard deviation is a measure of volatility; it shows how broadly the Fund's returns have varied over a given time period.

dynamic.ca/f/1480