

CANADIAN BALANCED

DYNAMIC VALUE BALANCED CLASS

Series F • Performance as at July 31, 2022. Holdings as at June 30, 2022.

DON SIMPSON BBA, CFA

Portfolio Manager: 4.9 years on fund

ERIC MENCKE CPA, CA, CFA

Portfolio Manager: 4.9 years on fund

RORY RONAN CFA

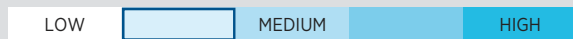
Portfolio Manager: 4.3 years on fund

DOMENIC BELLISSIMO MBA, CFA

Portfolio Manager: 9.4 years on fund

INCEPTION	2007 January
NET ASSETS	\$64.69 million
HOLDINGS	45
MER ¹	1.03%
NAV	\$15.93
STANDARD DEVIATION	10.15% over 3 years
R ²	0.93

RISK RATING²



TOP 10 EQUITY HOLDINGS %

Toronto-Dominion Bank	5.3
Royal Bank of Canada	4.4
Bank of Nova Scotia	3.8
Shaw Communications Inc.	3.8
Loblaw Companies Ltd.	2.9
CGI Inc.	2.4
Franco-Nevada Corporation	2.3
Intact Financial Corporation	2.3
Canadian Pacific Railway Ltd.	2.2
PrairieSky Royalty Ltd.	2.2
Total allocation in top holdings	31.6

TOP 10 BOND HOLDINGS %

Canada Housing Trust, 2.10% Sep. 15 29	6.4
Province of British Columbia, 2.95% Dec. 18 28	3.7
Government of Canada, 1.25% Jun. 01 30	1.8
Government of Canada, 2.00% Dec. 01 51	1.4
Province of Ontario, 2.90% Jun. 02 49	1.2
Province of Quebec, 3.10% Dec. 01 51	0.9
Province of Ontario, 2.55% Dec. 02 52	0.7
Canadian Mortgage and Housing Corporation, 0.89% Sep. 01 26	0.5
Canadian Mortgage and Housing Corporation, 1.92% Jan. 01 30	0.3
Government of Canada, 1.00% Jun. 01 27	0.2
Total allocation in top holdings	17.1

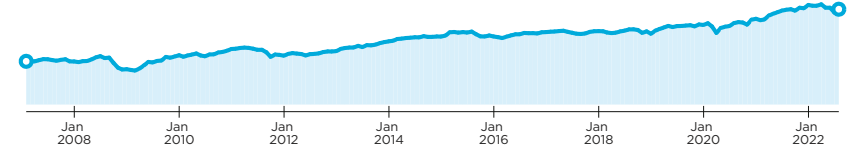
FUND CODES (Prefix: DYN)

Series	FE	LL	LL2	DSC	No load
A	429	443 ^a	7099 ^a	444 ^a	
DCAF	891 ^b	191 ^{b,a}		984 ^{b,a}	
DCAF-F					2422 ^b
F					445
FT					2208
G	429G ^{a,a}	443G ^{a,a}		444G ^{a,a}	
I					448 ^a
IT					1634 ^a
T	1200	1208 ^a	7100 ^a	1201 ^a	

WHY INVEST IN DYNAMIC VALUE BALANCED CLASS?

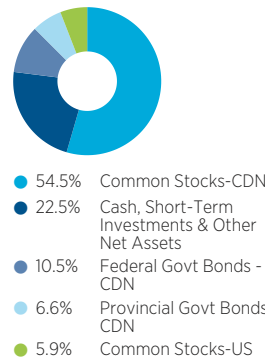
- An actively managed Canadian balanced fund that offers stable income and the potential for capital appreciation.
- Invests in high-quality Canadian equities trading at a reasonable discount to intrinsic value.
- A diversified and conservatively managed portfolio.

GROWTH OF \$10,000

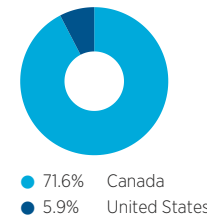


Compound growth calculations are used only for the purpose of illustrating the effects of compound growth and are not intended to reflect future value of any mutual fund or returns on investment in any mutual fund.

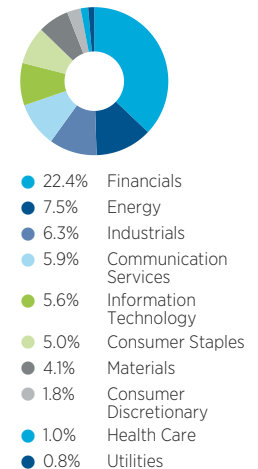
ASSET ALLOCATION



GEOGRAPHIC ALLOCATION



SECTOR ALLOCATION



CALENDAR RETURNS %

YTD 2022	2021	2020	2019	2018	2017	2016	2015
-4.3	16.1	7.7	12.4	-3.5	1.3	6.5	0.1

COMPOUND RETURNS %

1 mo	3 mo	6 mo	YTD	1 yr	3 yrs	5 yrs	10 yrs	Incep
3.5	-1.5	-3.5	-4.3	0.6	6.7	6.1	6.5	5.3

HISTORICAL DISTRIBUTIONS (\$/unit)

2022 Jul	Jun	May	Apr	Mar	Feb	2022 Jan	Dec	Nov	Oct	Sep	Aug
-	-	-	-	-	-	0.3775	0.2342	-	-	-	-

The benchmark used for analytics for this fund is 60% S&P/TSX Composite / 40% FTSE Canada Universe Bond Index. [1] For the period ended June 30, 2021. [2] Series G only available to residents of non-HST provinces and territories. [a] Not available for purchases, switches out only. [b] Switching from a Dynamic Corporate Class Fund into the DCAF version of a Corporate Class Fund will trigger a taxable event, as DCAF is composed of money market securities held in a mutual fund trust that are not within the Class structure. Once in DCAF, switches are then made into the target Corporate Class Fund.

DYNAMIC VALUE BALANCED CLASS

Series F • Performance as at July 31, 2022. Holdings as at June 30, 2022.

Dynamic Funds is a leading Canadian investment company offering a comprehensive range of investment services, including mutual funds, tax-advantaged products and customized high net-worth programs.

Customer Relations Centre

Toll free: 1-800-268-8186
 Tel: 514-908-3212 (English)
 514-908-3217 (French)
 Fax: 416-363-4179 or
 1-800-361-4768
 Email: service@dynamic.ca

Ontario (Head Office)

Dynamic Funds Tower
 1 Adelaide St. E., Ste. 2800
 Toronto, ON M5C 2V9
 Toll free: 1-866-977-0477
 Tel: 416-363-5621

Eastern Canada

1200 McGill College Ave., Ste. 2300
 Montreal, QC H3B 4G7

Western Canada

Suite 300, 119 - 6 Avenue SW
 Calgary, AB T2P 0P8

Four Bentall Centre
 1055 Dunsmuir St., Ste. 3434
 P.O. Box 49217
 Vancouver, BC V7X 1K8

DYNAMIC PREFERRED PRICING

Management fee rates are applied back to dollar one

Fund Value	%
\$0K - \$250K	0.850%
\$250K - \$1MM	0.775%
\$1MM - \$5MM	0.725%
\$5MM+	0.675%

[!] Risk rating measures the degree of uncertainty that an investor can handle regarding fluctuations in the value of their portfolio. The amount of risk associated with any particular investment depends largely on your own personal circumstances including your time horizon, liquidity needs, portfolio size, income, investment knowledge and attitude toward price fluctuations. Investors should consult their financial advisor before making a decision as to whether this mutual fund is a suitable investment for them.

Commissions, trailing commissions, management fees and expenses all may be associated with mutual fund investments. Please read the prospectus before investing.

The indicated rates of return are the historical annual compounded total returns including changes in units [share] value and reinvestment of all distributions [dividends] and do not take into account sales, redemption, distribution or optional charges or income taxes payable by any security holder that would have reduced returns. The rates of return are used only to illustrate the effects of the compound growth rate and are not intended to reflect future values of the mutual fund or returns on investment in the mutual fund. Investments in mutual funds are not guaranteed, their values change frequently and past performance may not be repeated.

R² is a measurement out of 100 that shows the extent to which a portfolio's movements can be explained by the benchmark's movements.

Standard deviation is a measure of volatility; it shows how broadly the Fund's returns have varied over a given time period.



dynamic.ca/f/1718

Dynamic Funds[®]
Invest with advice.