

ALTERNATIVE/SPECIALTY

DYNAMIC STRATEGIC GOLD CLASS

Series F (USD) • Performance as at March 31, 2024. Holdings as at March 31, 2024.

**ROBERT COHEN** BAsc., MBA, CFA  
Portfolio Manager: 14.6 years on fund  
**NAWOJKA M. WACHOWIAK** M.Sc., CIM  
Portfolio Manager: On Fund since April 2023

INCEPTION	2009 August
NET ASSETS	\$188.07M
HOLDINGS	16
MER <sup>1</sup>	1.22%
MANAGEMENT FEE	1%
NAV	\$15.59 USD

RISK RATING<sup>2</sup>

LOW	MEDIUM	HIGH
-----	--------	------

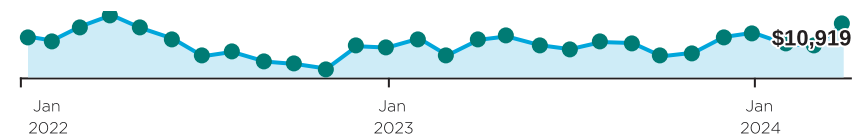
FUND CODES (Prefix: DYN)

Series	FE	LL	LL2	DSC	No load
A	2300	2301 <sup>3</sup>	7124 <sup>3</sup>	2302 <sup>3</sup>	
DCAF	2320	2321 <sup>3</sup>		2322 <sup>3</sup>	
A (USD)	2310	2311 <sup>3</sup>		2312 <sup>3</sup>	
F					2303
DCAF - F					2419
F (USD)					2916
FH (USD)					2369
G	2300G <sup>3</sup>	2301G <sup>3</sup>		2302G <sup>3</sup>	
I					2304

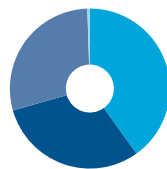
WHY INVEST IN DYNAMIC STRATEGIC GOLD CLASS ?

- Ability to tactically shift allocation between physical bullion and gold equities depending on market conditions.
- Low to negative correlation to traditional bonds and equities can provide diversification benefits while also providing a hedge against inflation and weakness in currency markets.
- Disciplined investment process using economic and quantitative analysis to determine optimal asset allocation and security selection.

GROWTH OF \$10,000

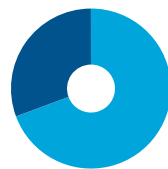


ASSET ALLOCATION




- 40.1% Common Stocks-CDN
- 30.5% Common Stocks-Foreign
- 28.9% Gold Bullion
- 0.5% Cash, Short-Term Investments & Other Net Assets

GEOGRAPHIC ALLOCATION



- 69.0% Canada
- 30.5% Australia

SECTOR ALLOCATION



- 99.5% Gold & Precious Metals

CALENDAR RETURNS %

YTD	2023	2022	2021	2020	2019	2018	2017	2016
6.4	11.0	-7.6	—	—	—	—	—	—

COMPOUND RETURNS %

1 mo	3 mo	6 mo	YTD	1 yr	3 yrs	5 yrs	10 yrs	Incep
16.1	6.4	26.3	6.4	11.7	3.0	—	—	4.0

HISTORICAL DISTRIBUTIONS (USD\$/unit)

2024		2024		2024		2024		2024		2024	
Mar	Feb	Jan	Dec	Nov	Oct	Sep	Aug	Jul	Jun	May	Apr
—	—	—	0.0862	—	—	—	—	—	—	—	—

[1] For the period ended 2023-06-30. [2] Risk rating measures the degree of uncertainty that an investor can handle regarding fluctuations in the value of their portfolio. The amount of risk associated with any particular investment depends largely on your own personal circumstances including your time horizon, liquidity needs, portfolio size, income, investment knowledge and attitude toward price fluctuations. Investors should consult their financial advisor before making a decision as to whether this mutual fund is a suitable investment for them. [3] Not available for purchases, switches out only.

ALTERNATIVE/SPECIALTY

# DYNAMIC STRATEGIC GOLD CLASS

Series F (USD) • Performance as at March 31, 2024. Holdings as at March 31, 2024.

Dynamic Funds is a leading Canadian investment company offering a comprehensive range of investment services, including mutual funds, tax-advantaged products and customized high net-worth programs.

Customer Relations Centre

Toll free: 1-800-268-8186  
Tel: 514-908-3212 (English)  
514-908-3217 (French)  
Fax: 416-363-4179 or  
1-800-361-4768  
Email: service@dynamic.ca

Ontario (Head Office)

40 Temperance Street, 16th Floor  
Toronto, ON M5H 0B4  
Toll free: 1-866-977-0477  
Tel: 416-363-5621

Eastern Canada

1200 McGill College Ave., Ste. 2300  
Montreal, QC H3B 4G7

Western Canada

Suite 1130  
685 Center Street South  
Calgary, AB T2G 2C7

Four Bentall Centre  
1055 Dunsmuir St., Ste. 3434  
P.O. Box 49217  
Vancouver, BC V7X 1K8

TOP EQUITY HOLDINGS %

Bellevue Gold Limited	
Kinross Gold Corporation	
Northern Star Resources Limited	
Agnico-Eagle Mines Limited	
K92 Mining Inc.	
Lundin Gold Inc.	
Snowline Gold Corp.	
Wesdome Gold Mines Ltd.	
Spartan Resources Ltd.	
De Grey Mining Limited	
Total allocation in top holdings	66.5

DYNAMIC PREFERRED PRICING

Management fee rates are applied back to dollar one

Fund Value	%
\$0K - \$250K	1.000%
\$250K - \$1M	0.900%
\$1M - \$5M	0.825%
\$5M+	0.775%

Commissions, trailing commissions, management fees and expenses all may be associated with mutual fund investments. Please read the prospectus before investing. The indicated rates of return are the historical annual compounded total returns including changes in units [share] value and reinvestment of all distributions [dividends] and do not take into account sales, redemption, distribution or optional charges or income taxes payable by any security holder that would have reduced returns. The rates of return are used only to illustrate the effects of the compound growth rate and are not intended to reflect future values of the mutual fund or returns on investment in the mutual fund. Investments in mutual funds are not guaranteed, their values change frequently and past performance may not be repeated.



dynamic.ca/f/7124