

# DYNAMIC GLOBAL DISCOVERY CLASS

Series A (USD) • Performance as at February 29, 2024. Holdings as at February 29, 2024.

**DAVID L. FINGOLD BSc. Management**

Senior Portfolio Manager: 16.4 years on fund

INCEPTION	<b>2007 October</b>
NET ASSETS	<b>\$135.35M</b>
HOLDINGS	<b>32</b>
MER <sup>1</sup>	<b>2.35%</b>
MANAGEMENT FEE	<b>2%</b>
NAV	<b>\$15.60 USD</b>
ACTIVE SHARE	<b>78.3% as of December 31, 2023</b>

**RISK RATING<sup>2</sup>**

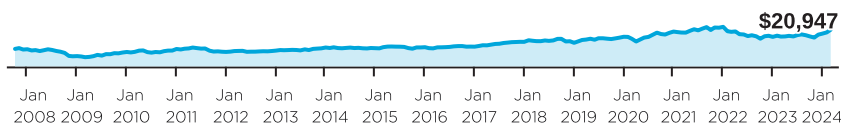
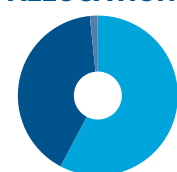
LOW	MEDIUM	HIGH
-----	--------	------

**FUND CODES (Prefix: DYN)**

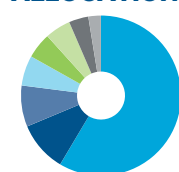
Series	FE	LL	LL2	DSC	No load
A	2500	2502 <sup>3</sup>	7082 <sup>3</sup>	2501 <sup>3</sup>	
DCAF	2520	2522 <sup>3</sup>		2521 <sup>3</sup>	
A (USD)	2550	2552 <sup>3</sup>		2551 <sup>3</sup>	
F					2503
DCAF - F					2405
F (USD)					1794
FT					3820
I					2504 <sup>3</sup>
I (USD)					1579 <sup>3</sup>
T	1194	1196 <sup>3</sup>	7083 <sup>3</sup>	1195 <sup>3</sup>	

**WHY INVEST IN DYNAMIC GLOBAL DISCOVERY CLASS ?**

- A portfolio of investments from across the capitalization scale that are often unknown or unavailable to most investors.
- A high active share measure means the Fund has a low correlation to the index and many competitor funds, and could be a diversifier in most portfolios.
- Access to one of the world's deepest and broadest markets through true active management.

**GROWTH OF \$10,000**

**ASSET ALLOCATION**


- 57.7% Common Stocks-US
- 40.7% Common Stocks-Foreign
- 1.6% Cash, Short-Term Investments & Other Net Assets

**GEOGRAPHIC ALLOCATION**


- 57.6% United States
- 10.0% Israel
- 8.2% Switzerland
- 6.0% Japan
- 5.1% Netherlands
- 5.1% France
- 3.9% Denmark
- 2.5% Ireland

**SECTOR ALLOCATION**


- 29.6% Information Technology
- 18.5% Industrials
- 13.9% Financials
- 13.5% Consumer Discretionary
- 10.3% Health Care
- 8.2% Communication Services
- 2.5% Materials
- 1.9% Consumer Staples

**CALENDAR RETURNS %**

YTD	2023	2022	2021	2020	2019	2018	2017	2016
<b>12.0</b>	<b>10.9</b>	<b>-25.4</b>	<b>13.6</b>	<b>17.5</b>	<b>25.7</b>	<b>-4.0</b>	<b>24.3</b>	<b>2.7</b>

**COMPOUND RETURNS %**

1 mo	3 mo	6 mo	YTD	1 yr	3 yrs	5 yrs	10 yrs	Incep
<b>7.8</b>	<b>15.4</b>	<b>17.7</b>	<b>12.0</b>	<b>22.9</b>	<b>2.7</b>	<b>6.8</b>	<b>6.7</b>	<b>4.7</b>

**TOP EQUITY HOLDINGS %**

INFICON Holding AG	6.9
Microsoft Corporation	5.5
Meta Platforms, Inc.	5.3
Elbit Systems Ltd.	4.5
NVIDIA Corporation	4.3
Amazon.com, Inc.	4.2
Novo Nordisk A/S	3.9
Eaton Corporation PLC	3.5
Eli Lilly and Company	3.5
Mizrahi Tefahot Bank Limited	3.5
<b>Total allocation in top holdings</b>	<b>45.1</b>

[1] For the period ended 2023-06-30. [2] Risk rating measures the degree of uncertainty that an investor can handle regarding fluctuations in the value of their portfolio. The amount of risk associated with any particular investment depends largely on your own personal circumstances including your time horizon, liquidity needs, portfolio size, income, investment knowledge and attitude toward price fluctuations. Investors should consult their financial advisor before making a decision as to whether this mutual fund is a suitable investment for them. [3] Not available for purchases, switches out only.

**DYNAMIC GLOBAL DISCOVERY CLASS**

Series A (USD) • Performance as at February 29, 2024. Holdings as at February 29, 2024.

Dynamic Funds is a leading Canadian investment company offering a comprehensive range of investment services, including mutual funds, tax-advantaged products and customized high net-worth programs.

**Customer Relations Centre**

**Toll free:** 1-800-268-8186  
**Tel:** 514-908-3212 (English)  
 514-908-3217 (French)  
**Fax:** 416-363-4179 or  
 1-800-361-4768  
**Email:** [service@dynamic.ca](mailto:service@dynamic.ca)

**Ontario (Head Office)**

40 Temperance Street, 16th Floor  
 Toronto, ON M5H 0B4  
**Toll free:** 1-866-977-0477  
**Tel:** 416-363-5621

**Eastern Canada**

1200 McGill College Ave., Ste. 2300  
 Montreal, QC H3B 4G7

**Western Canada**

Suite 1130  
 685 Center Street South  
 Calgary, AB T2G 2C7

**Four Bentall Centre**

1055 Dunsmuir St., Ste. 3434  
 P.O. Box 49217  
 Vancouver, BC V7X 1K8

**DYNAMIC PREFERRED PRICING**

Management fee rates are applied back to dollar one

Fund Value	%
\$0K - \$250K	2.000%
\$250K - \$1M	1.900%
\$1M - \$5M	1.825%
\$5M+	1.775%

Commissions, trailing commissions, management fees and expenses all may be associated with mutual fund investments. Please read the prospectus before investing. The indicated rates of return are the historical annual compounded total returns including changes in units [share] value and reinvestment of all distributions [dividends] and do not take into account sales, redemption, distribution or optional charges or income taxes payable by any security holder that would have reduced returns. The rates of return are used only to illustrate the effects of the compound growth rate and are not intended to reflect future values of the mutual fund or returns on investment in the mutual fund. Investments in mutual funds are not guaranteed, their values change frequently and past performance may not be repeated.

[dynamic.ca/f/1924](https://dynamic.ca/f/1924)