

## GLOBAL EQUITY

# DYNAMIC GLOBAL DISCOVERY CLASS

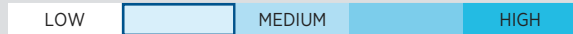
Series F (USD) • Performance as at July 31, 2022. Holdings as at June 30, 2022.

### DAVID L. FINGOLD Bsc. Management

Senior Portfolio Manager: 14.8 years on fund

INCEPTION	2011 March
NET ASSETS	\$136.59 million
HOLDINGS	22
MER*	1.21%
NAV	\$15.22 USD

### RISK RATING†



### TOP 10 EQUITY HOLDINGS %

Elbit Systems Ltd.	6.1
Mizrahi Tefahot Bank Limited	6.0
Chubb Limited	5.0
INFICON Holding AG	4.5
Eli Lilly and Company	4.3
Northrop Grumman Corporation	4.1
McKesson Corporation	3.4
Schweiter Technologies AG	3.4
Strauss Group Ltd.	3.4
UnitedHealth Group Incorporated	3.4
<b>Total allocation in top holdings</b>	<b>43.6</b>

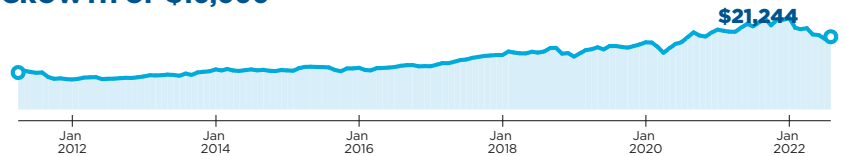
### FUND CODES (Prefix: DYN)

Series	FE	LL	LL2	DSC	No load
A	2500	2502 <sup>a</sup>	7082 <sup>a</sup>	2501 <sup>a</sup>	
A (USD)	2550	2552 <sup>a</sup>		2551 <sup>a</sup>	
DCAF	2520 <sup>b</sup>	2522 <sup>b,a</sup>		2521 <sup>b,a</sup>	
DCAF-F					2405 <sup>b</sup>
F					2503
F (USD)					1794
FT					3820
I					2504 <sup>a</sup>
I (USD)					1579 <sup>a</sup>
T	1194	1196 <sup>a</sup>	7083 <sup>a</sup>	1195 <sup>a</sup>	

### WHY INVEST IN DYNAMIC GLOBAL DISCOVERY CLASS?

- A portfolio of investments from across the capitalization scale that are often unknown or unavailable to most investors.
- A high active share measure means the Fund has a low correlation to the index and many competitor funds, and could be a diversifier in most portfolios.
- Access to one of the world's deepest and broadest markets through true active management.

### GROWTH OF \$10,000



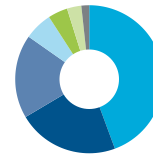
Compound growth calculations are used only for the purpose of illustrating the effects of compound growth and are not intended to reflect future value of any mutual fund or returns on investment in any mutual fund.

### ASSET ALLOCATION



- 39.0% Common Stocks-Foreign
- 31.1% Common Stocks-US
- 29.9% Cash, Short-Term Investments & Other Net Assets

### GEOGRAPHIC ALLOCATION



- 31.1% United States
- 15.5% Israel
- 12.8% Switzerland
- 4.3% Japan
- 3.0% Denmark
- 2.2% France
- 1.2% Italy

### SECTOR ALLOCATION



- 20.8% Health Care
- 13.6% Industrials
- 10.9% Financials
- 9.0% Consumer Staples
- 7.4% Information Technology
- 5.3% Consumer Discretionary
- 3.1% Energy

### CALENDAR RETURNS %

YTD 2022	2021	2020	2019	2018	2017	2016	2015
-20.7	14.9	18.8	27.2	-2.9	25.8	3.9	6.6

### COMPOUND RETURNS %

1 mo	3 mo	6 mo	YTD	1 yr	3 yrs	5 yrs	10 yrs	Incep
2.9	-3.0	-10.9	-20.7	-16.4	4.6	7.1	9.0	6.8

### HISTORICAL DISTRIBUTIONS (USD\$/unit)

2022 Jul	Jun	May	Apr	Mar	Feb	2022 Jan	Dec	Nov	Oct	Sep	Aug
-	-	-	-	-	-	0.2705	-	-	-	-	-

[\*] For the period ended June 30, 2021. [a] Not available for purchases, switches out only. [b] Switching from a Dynamic Corporate Class Fund into the DCAF version of a Corporate Class Fund will trigger a taxable event, as DCAF is composed of money market securities held in a mutual fund trust that are not within the Class structure. Once in DCAF, switches are then made into the target Corporate Class Fund.

**DYNAMIC GLOBAL DISCOVERY CLASS**

Series F (USD) • Performance as at July 31, 2022. Holdings as at June 30, 2022.

Dynamic Funds is a leading Canadian investment company offering a comprehensive range of investment services, including mutual funds, tax-advantaged products and customized high net-worth programs.

**Customer Relations Centre**

Toll free: 1-800-268-8186  
 Tel: 514-908-3212 (English)  
 514-908-3217 (French)  
 Fax: 416-363-4179 or  
 1-800-361-4768  
 Email: [service@dynamic.ca](mailto:service@dynamic.ca)

**Ontario (Head Office)**

Dynamic Funds Tower  
 1 Adelaide St. E., Ste. 2800  
 Toronto, ON M5C 2V9  
 Toll free: 1-866-977-0477  
 Tel: 416-363-5621

**Eastern Canada**

1200 McGill College Ave., Ste. 2300  
 Montreal, QC H3B 4G7

**Western Canada**

Suite 300, 119 - 6 Avenue SW  
 Calgary, AB T2P 0P8

Four Bentall Centre  
 1055 Dunsmuir St., Ste. 3434  
 P.O. Box 49217  
 Vancouver, BC V7X 1K8

**DYNAMIC PREFERRED PRICING**

Management fee rates are applied back to dollar one

Fund Value	%
\$0K - \$250K	1.000%
\$250K - \$1MM	0.900%
\$1MM - \$5MM	0.825%
\$5MM+	0.775%

**[!]** Risk rating measures the degree of uncertainty that an investor can handle regarding fluctuations in the value of their portfolio. The amount of risk associated with any particular investment depends largely on your own personal circumstances including your time horizon, liquidity needs, portfolio size, income, investment knowledge and attitude toward price fluctuations. Investors should consult their financial advisor before making a decision as to whether this mutual fund is a suitable investment for them.

Commissions, trailing commissions, management fees and expenses all may be associated with mutual fund investments. Please read the prospectus before investing.

The indicated rates of return are the historical annual compounded total returns including changes in units [share] value and reinvestment of all distributions [dividends] and do not take into account sales, redemption, distribution or optional charges or income taxes payable by any security holder that would have reduced returns. The rates of return are used only to illustrate the effects of the compound growth rate and are not intended to reflect future values of the mutual fund or returns on investment in the mutual fund.

Investments in mutual funds are not guaranteed, their values change frequently and past performance may not be repeated.



[dynamic.ca/f/1934](http://dynamic.ca/f/1934)

**Dynamic Funds**<sup>®</sup>  
*Invest with advice.*