

FIXED INCOME

DYNAMIC SHORT TERM BOND FUND

Series A • Performance as at February 29, 2024. Holdings as at February 29, 2024.

**DOMENIC BELLISSIMO MBA, CFA**  
Portfolio Manager: 14.1 years on fund

**DEREK AMERY BA (Hons.), MA, CFA**  
Senior Portfolio Manager: 5.0 years on fund

**WILLIAM (BILL) LYTWYNCHUK MBA, CFA**  
Portfolio Manager: 2.0 years on fund

INCEPTION	2010 January
NET ASSETS	\$59.92M
HOLDINGS	76
MER <sup>1</sup>	1.43%
MANAGEMENT FEE	1.15%
NAV	\$8.79
STANDARD DEVIATION	2.84% over 3 years
R <sup>2</sup>	0.90
DISTRIBUTIONS	\$0.0248 monthly <sup>2</sup>
YIELD	3.4% based on NAV <sup>3</sup>
DURATION	2.32 year(s)

RISK RATING<sup>4</sup>

LOW	MEDIUM	HIGH
-----	--------	------

FIXED INCOME CHARACTERISTICS

Yield to Maturity (%)	5.38
Current yield (%)	4.29
Duration (years)	2.32
Credit Duration (years)	2.78
Average credit rating	A-
Weighted Average Price (\$)	99.00
Average Coupon (%)	4.25

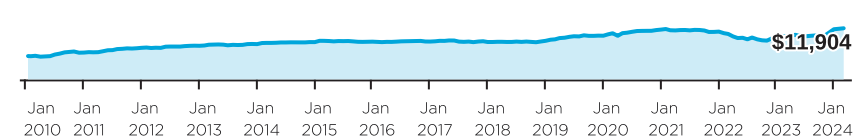
FUND CODES (Prefix: DYN)

Series	FE	LL	LL2	DSC	No load
A	2130	2131 <sup>5</sup>	7032 <sup>5</sup>	2132 <sup>6</sup>	
A (USD)	2140 <sup>5</sup>	2141 <sup>5</sup>		2142 <sup>5</sup>	
F					2136
F (USD)					2143 <sup>5</sup>
FH (USD)					2657
H (USD)	2654	2655 <sup>5</sup>		2656 <sup>7</sup>	
I					2144

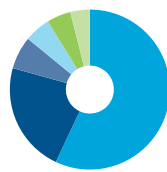
WHY INVEST IN DYNAMIC SHORT TERM BOND FUND ?

- Short-term portfolio of government and investment grade bonds with a max term of 5.5 years.
- Active management of credit, currency and interest rate risk.
- For clients who want a predictable monthly income with focus on safety of principal.

GROWTH OF \$10,000

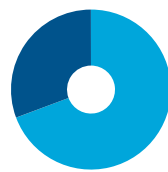


ASSET ALLOCATION



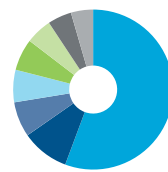
- 57.0% Corporate Bonds - CDN
- 22.4% Corporate Bonds - US
- 6.6% Federal Govt Bonds - CDN
- 5.3% Cash, Short-Term Investments & Other Net Assets
- 4.9% High Yield Bonds - CDN
- 3.9% Govt Bonds - US

GEOGRAPHIC ALLOCATION



- 69.3% Canada
- 30.7% United States

SECTOR ALLOCATION



- 55.7% Financials
- 9.6% Real Estate
- 7.1% Consumer Discretionary
- 6.5% Utilities
- 6.4% Communication Services
- 5.3% Health Care
- 4.8% Energy
- 4.5% Foreign

CALENDAR RETURNS %

YTD	2023	2022	2021	2020	2019	2018	2017	2016
0.5	5.7	-4.1	-1.2	3.7	3.2	0.8	-0.3	0.1

COMPOUND RETURNS %

1 mo	3 mo	6 mo	YTD	1 yr	3 yrs	5 yrs	10 yrs	Incep
0.3	2.4	4.3	0.5	5.2	0.4	1.3	0.9	1.3

HISTORICAL DISTRIBUTIONS (\$/unit)

2024	2024									
Feb	Jan	Dec	Nov	Oct	Sep	Aug	Jul	Jun	May	Apr
0.0248	0.0248	0.0216	0.0216	0.0216	0.0216	0.0216	0.0216	0.0216	0.0216	0.0216

The benchmark used for analytics for this fund is 75% FTSE Canada ShortTerm/25% Bloomberg US Gov/ Cred 1-5 Yr C\$ Hdgd.

[1] For the period ended 2023-06-30. [2] This Monthly distribution is fixed but not guaranteed and may be adjusted from time to time at the discretion of the fund manager. [3] The yield is determined by annualizing the fixed distribution rate and does not include any distributions in excess of the fixed distribution rate that may be paid at the fund's year-end. [4] Risk rating measures the degree of uncertainty that an investor can handle regarding fluctuations in the value of their portfolio. The amount of risk associated with any particular investment depends largely on your own personal circumstances including your time horizon, liquidity needs, portfolio size, income, investment knowledge and attitude toward price fluctuations. Investors should consult their financial advisor before making a decision as to whether this mutual fund is a suitable investment for them. [5] Not available for purchases, switches out only. [6] Not available for purchases, switches in/out only. [7] Closed to new purchases.

FIXED INCOME

DYNAMIC SHORT TERM BOND FUND

Series A • Performance as at February 29, 2024. Holdings as at February 29, 2024.

Dynamic Funds is a leading Canadian investment company offering a comprehensive range of investment services, including mutual funds, tax-advantaged products and customized high net-worth programs.

Customer Relations Centre

Toll free: 1-800-268-8186  
Tel: 514-908-3212 (English)  
514-908-3217 (French)  
Fax: 416-363-4179 or  
1-800-361-4768  
Email: service@dynamic.ca

Ontario (Head Office)

40 Temperance Street, 16th Floor  
Toronto, ON M5H 0B4  
Toll free: 1-866-977-0477  
Tel: 416-363-5621

Eastern Canada

1200 McGill College Ave., Ste. 2300  
Montreal, QC H3B 4G7

Western Canada

Suite 1130  
685 Center Street South  
Calgary, AB T2G 2C7

Four Bentall Centre

1055 Dunsmuir St., Ste. 3434  
P.O. Box 49217  
Vancouver, BC V7X 1K8

TOP BOND HOLDINGS %

Royal Bank of Canada, 2.88% Dec. 23 29	4.1
H&R Real Estate, 2.906% Jun. 02 26	3.8
Toronto-Dominion Bank, 5.491% Sep. 08 28	3.5
United States Treasury, 4.125% Feb. 15 27	3.4
Bank of Montreal, 1.928% Jul. 22 31	3.1
Morgan Stanley, 1.593% May 04 27	2.6
Canadian Imperial Bank of Commerce, 5.50% Jan. 14 28	2.4
Canadian Imperial Bank of Commerce, 1.96% Apr. 21 31	2.3
Solventum, 5.45% Feb. 25 27	2.3
AbbVie, 4.80% Mar. 15 29	2.3

Total allocation in top holdings 29.8

CREDIT QUALITY OF PORTFOLIO

AAA 12.9%	AA 3.9%	A 24.2%
BBB 54.1%	BB 4.9%	B-N/R 0.0%

DYNAMIC PREFERRED PRICING

Management fee rates are applied back to dollar one

Fund Value	%
\$0K - \$250K	1.150%
\$250K - \$1M	1.100%
\$1M - \$5M	1.075%
\$5M+	1.025%

Distributions may consist of net income, dividends, net realized capital gains, and/or return of capital. Distributions are not guaranteed and investors should not confuse a fund's distribution yield with its performance or rate of return.

Commissions, trailing commissions, management fees and expenses all may be associated with mutual fund investments. Please read the prospectus before investing.

The indicated rates of return are the historical annual compounded total returns including changes in units [share] value and reinvestment of all distributions [dividends] and do not take into account sales, redemption, distribution or optional charges or income taxes payable by any security holder that would have reduced returns. The rates of return are used only to illustrate the effects of the compound growth rate and are not intended to reflect future values of the mutual fund or returns on investment in the mutual fund. Investments in mutual funds are not guaranteed, their values change frequently and past performance may not be repeated.

R<sup>2</sup> is a measurement out of 100 that shows the extent to which a portfolio's movements can be explained by the benchmark's movements.

Standard deviation is a measure of volatility; it shows how broadly the Fund's returns have varied over a given time period.



dynamic.ca/f/1944

Dynamic Funds®  
Invest with advice.