

DYNAMICEDGE DEFENSIVE PORTFOLIO

Series I • As at October 31, 2023

CRAIG MADDOCK CFA, MBA, CFP, FICB

Vice President & Senior Portfolio Manager, Head of Multi-Asset Management Team: 1.5 years on fund

YUKO GIRARD CFA, MBA, CAIA, FRM

Portfolio Manager: 1.5 years on fund

WESLEY BLIGHT CFA

Portfolio Manager: 1.5 years on fund

MARK FAIRBAIRN CFA

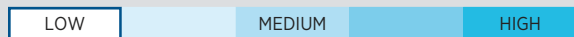
Portfolio Manager: 1.5 years on fund

IAN TAYLOR CFA, CAIA

Portfolio Manager: 1.5 years on fund

INCEPTION	2012 February
NET ASSETS	\$481.64 million
MER ¹	0.19%
NAV	\$7.61
STANDARD DEVIATION	6.70% over 3 years
R ²	0.98
DISTRIBUTIONS	\$0.0491 monthly¹
YIELD	7.8% based on NAV²

RISK RATING³



CURRENT WEIGHTINGS %

Dynamic Canadian Bond Fund	35.9
Dynamic Total Return Bond Fund	28.0
Dynamic Corporate Bond Strategies Fund	8.0
Dynamic Credit Spectrum Fund	8.0
Dynamic Global Equity Fund	4.0
Dynamic Global Equity Income Fund	4.0
Dynamic Dividend Fund	3.4
Dynamic Power Canadian Growth Fund	1.5
Dynamic Global Dividend Fund	1.5
Dynamic Premium Yield Fund	1.3
Dynamic Global Infrastructure Fund	1.2
Dynamic Power Global Growth Fund	1.1
Dynamic Small Business Fund	1.0
Dynamic Value Fund Of Canada	1.0

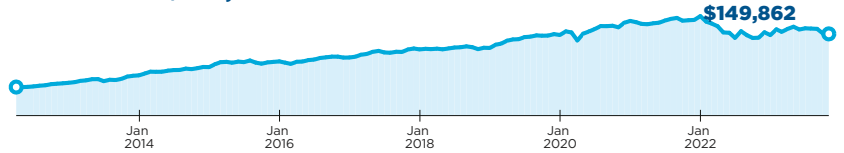
FUND CODES (Prefix: DYN)

Series	FE	LL	LL2	DSC	No load
A	2430	2431 ^a	7143 ^a	2432 ^a	
DCAF	2439	2440 ^a		2441 ^a	
F					2433
I					2434

WHY INVEST IN DYNAMICEDGE DEFENSIVE PORTFOLIO?

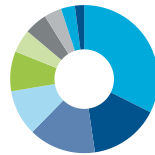
- Access a diversified portfolio of actively managed Dynamic funds.
- Achieve some capital growth while focusing on protection of capital through the portfolio's target mix of 80% fixed income and 20% equity funds.
- Attractive fixed monthly distributions create a stable income.

GROWTH OF \$100,000



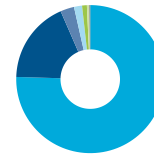
Compound growth calculations are used only for the purpose of illustrating the effects of compound growth and are not intended to reflect future value of any mutual fund or returns on investment in any mutual fund.

ASSET ALLOCATION



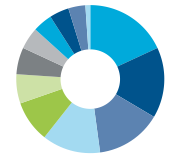
- 32.0% Corporate Bonds - CDN
- 15.1% Federal Govt Bonds - CDN
- 14.5% Provincial Govt Bonds - CDN
- 9.9% Foreign Bonds & Debentures
- 8.6% Common Stocks-US
- 5.0% Common Stocks-Foreign
- 4.9% Common Stocks-CDN
- 3.8% Cash, Short-Term Investments & Other Net Assets
- 3.0% Mutual Funds - Canadian Income
- 2.0% Canadian - Foreign Pay Bonds

GEOGRAPHIC ALLOCATION



- 72.6% Canada
- 17.3% United States
- 2.9% Continental Europe
- 1.7% United Kingdom
- 1.0% Emerging Markets
- 0.5% Pacific
- 0.2% Japan

SECTOR ALLOCATION



- 3.4% Financials
- 2.9% Information Technology
- 2.7% Consumer Discretionary
- 2.4% Industrials
- 1.7% Health Care
- 1.2% Energy
- 1.1% Utilities
- 0.9% Consumer Staples
- 0.8% Communication Services
- 0.8% Materials
- 0.7% Real Estate
- 0.2% Corporates

CALENDAR RETURNS %

YTD 2023	2022	2021	2020	2019	2018	2017	2016
0.8	-10.6	2.8	8.8	8.9	1.0	5.9	2.9

COMPOUND RETURNS %

1 mo	3 mo	6 mo	YTD	1 yr	3 yrs	5 yrs	10 yrs	Incep
-0.3	-3.2	-4.3	0.8	2.4	-1.3	2.0	3.1	3.5

HISTORICAL DISTRIBUTIONS (\$/unit)

2023 Oct	Sep	Aug	Jul	Jun	May	Apr	Mar	Feb	2023 Jan	Dec	Nov
0.0491	0.0491	0.0491	0.0491	0.0491	0.0491	0.0491	0.0491	0.0491	0.0491	0.0491	0.0491

The benchmark used for analytics for this fund is **7% S&P/TSX Composite Index/13% Solactive GBS Developed Market Large & Mid Cap Index/80% FTSE Canada Universe Bond Index**. [1] For the period ended June 30, 2023. [1] This monthly distribution is fixed but not guaranteed and may be adjusted from time to time at the discretion of the fund manager. [2] The yield is determined by annualizing the fixed distribution rate and does not include any distributions in excess of the fixed distribution rate that may be paid at the fund's year-end. [3] Dynamic Power Global Growth Class Top 5 holdings shown are as at previous month-end. Target portfolio weights shown are as of December 31, 2022, and are subject to change. [4] According to target weights. [a] Not available for purchases, switches out only.

DYNAMICEDGE DEFENSIVE PORTFOLIO

Series I • As at October 31, 2023

TOP 5 HOLDINGS OF UNDERLYING FUNDS³ (as at October 31, 2023)

CANADIAN EQUITY

Target: 7.00%

Dynamic Dividend Fund Target: 3.50%	Dynamic Power Canadian Growth Fund Target: 1.50%	Dynamic Small Business Fund Target: 1.00%	Dynamic Value Fund Of Canada Target: 1.00%
Toronto-Dominion Bank (The)	Microsoft Corporation	Element Fleet Management Corp.	Power Corporation of Canada
Royal Bank of Canada	NVIDIA Corporation	Jamieson Wellness Inc.	Onex Corporation
Enbridge Inc.	Alphabet Inc., Class "C"	FirstService Corporation	Toronto-Dominion Bank (The)
Canadian Natural Resources Limited	TFI International Inc.	Brown & Brown, Inc.	Royal Bank of Canada
Microsoft Corporation	Intact Financial Corporation	Spin Master Corp.	PrairieSky Royalty Ltd.

FOREIGN EQUITY

Target: 13.00%

Dynamic Global Dividend Fund Target: 1.50%	Dynamic Global Equity Fund Target: 4.00%	Dynamic Global Equity Income Fund Target: 4.00%	Dynamic Global Infrastructure Fund Target: 1.25%
Microsoft Corporation	Ross Stores, Inc.	Microsoft Corporation	American Tower Corporation
Elbit Systems Ltd.	CDW Corporation	SAP SE	Exelon Corporation
Apple Inc.	TJX Companies, Inc. (The)	Visa Inc., Class "A"	FirstEnergy Corp.
Belimo Holding AG	Microsoft Corporation	Shell PLC	CMS Energy Corporation
Meta Platforms, Inc., Class "A"	Kuehne & Nagel International AG	Anheuser-Busch InBev SA/NV	WEC Energy Group, Inc.
Dynamic Power Global Growth Fund Target: 1.00%	Dynamic Premium Yield Fund Target: 1.25%		
MercadoLibre, Inc.	Amazon.com, Inc.		
Monday.com Ltd.	Microsoft Corporation		
MongoDB, Inc.	Thermo Fisher Scientific Inc.		
ServiceNow, Inc.	Dynamic Premium Yield PLUS Fund, Series "O"		
CrowdStrike Holdings, Inc., Class "A"	Burlington Stores, Inc.		

FIXED INCOME

Target: 80.00%

Dynamic Canadian Bond Fund Target: 36.00%	Dynamic Corporate Bond Strategies Fund Target: 8.00%	Dynamic Credit Spectrum Fund Target: 8.00%	Dynamic Total Return Bond Fund Target: 28.00%
Government of Canada, 2.750% Jun. 01 33	1832 AM U.S. \$ Investment Grade U.S. Corporate Bond Pool, Series "I"	Dynamic Active Discount Bond ETF	Government of Canada, 3.250% Dec. 01 33
Province of Ontario, 2.65% Dec. 02 50	Ford Credit Canada Company, 3.50% Nov. 30 23	Cleveland-Cliffs Inc., 6.75% Mar. 15 26	Canada Housing Trust, 3.650% Jun. 15 33
Dynamic Short Term Credit PLUS Fund, Series "O"	Enbridge Inc., 5.375% Sep. 27 77	Parkland Corporation, 4.50% Oct. 01 29	Government of Canada, 2.750% Jun. 01 33
Scotia Mortgage Income Fund, Series "I"	AerCap Ireland Capital Designated Activity Company/ Global Aviation Trust, 3.30% Jan. 30 32	Northland Power Inc., 9.250% Jun. 30 83	Government of Canada, 1.00% Sep. 01 26
Province of Quebec, 3.10% Dec. 01 51	H&R Real Estate Investment Trust, 2.906% Jun. 02 26	Inter Pipeline Ltd., 3.983% Nov. 25 31	Province of Ontario, 2.55% Dec. 02 52

Dynamic Funds is a leading Canadian investment company offering a comprehensive range of investment services, including mutual funds, tax-advantaged products and customized high net-worth programs.

Customer Relations Centre

Toll free: 1-800-268-8186
 Tel: 514-908-3212 (English)
 514-908-3217 (French)
 Fax: 416-363-4179 or
 1-800-361-4768
 Email: service@dynamic.ca

Ontario (Head Office)

40 Temperance Street, 16th Floor
 Toronto, ON M5H 0B4
 Toll free: 1-866-977-0477
 Tel: 416-363-5621

Eastern Canada

1200 McGill College Ave., Ste. 2300
 Montreal, QC H3B 4G7

Western Canada

Suite 1130
 685 Center Street South
 Calgary, AB T2G 2C7

Four Bentall Centre
 1055 Dunsmuir St., Ste. 3434
 P.O. Box 49217
 Vancouver, BC V7X 1K8

DYNAMIC PREFERRED PRICING

Management fee rates are applied back to dollar one

Fund Value	%
\$0K - \$250K	0.700%
\$250K - \$1MM	0.650%
\$1MM - \$5MM	0.625%
\$5MM+	0.575%

[†] Risk rating measures the degree of uncertainty that an investor can handle regarding fluctuations in the value of their portfolio. The amount of risk associated with any particular investment depends largely on your own personal circumstances including your time horizon, liquidity needs, portfolio size, income, investment knowledge and attitude toward price fluctuations. Investors should consult their financial advisor before making a decision as to whether this mutual fund is a suitable investment for them.

Commissions, trailing commissions, management fees and expenses all may be associated with mutual fund investments. Please read the prospectus before investing.

The indicated rates of return are the historical annual compounded total returns including changes in units [share] value and reinvestment of all distributions [dividends] and do not take into account sales, redemption, distribution or optional charges or income taxes payable by any security holder that would have reduced returns. The rates of return are used only to illustrate the effects of the compound growth rate and are not intended to reflect future values of the mutual fund or returns on investment in the mutual fund. Investments in mutual funds are not guaranteed, their values change frequently and past performance may not be repeated.

R^2 is a measurement out of 100 that shows the extent to which a portfolio's movements can be explained by the benchmark's movements.

Standard deviation is a measure of volatility; it shows how broadly the Fund's returns have varied over a given time period.



dynamic.ca/f/2130

Dynamic Funds®
Invest with advice.