

FIXED INCOME

DYNAMIC HIGH YIELD BOND FUND

Series H (USD) • Performance as at March 31, 2024. Holdings as at March 31, 2024.

MARC-ANDRÉ GAUDREAU CPA, CGA, CFA
Senior Portfolio Manager: 11.0 years on fund
ROGER ROULEAU B.Comm., CFA
Portfolio Manager: 4.2 years on fund
JEREMY LUCAS MBA, CPA, CA
Portfolio Manager: 4.2 years on fund

INCEPTION	2012 February
NET ASSETS	\$629.98M
HOLDINGS	151
MER ¹	2.21%
MANAGEMENT FEE	1.85%
NAV	\$7.01 USD
DISTRIBUTIONS	\$0.0272 monthly ²
YIELD	4.7% based on NAV ³
DURATION	3.81 year(s)

RISK RATING⁴

LOW		MEDIUM	HIGH
-----	--	--------	------

FIXED INCOME CHARACTERISTICS

Yield to Maturity (%)	6.69
Current yield (%)	6.05
Duration (years)	3.81
Credit Duration (years)	3.65
Average credit rating	BB-
Weighted Average Price (\$)	97.19
Average Coupon (%)	5.94

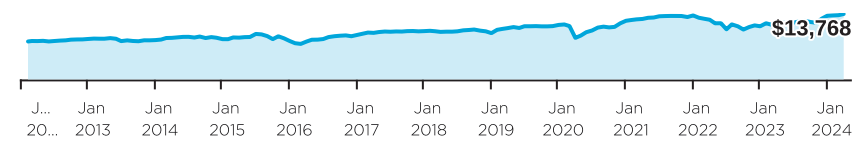
FUND CODES (Prefix: DYN)

Series	FE	LL	LL2	DSC	No load
A	9105	435 ⁵	7028 ⁵	9405 ⁵	
DCAF	865	165 ⁵		965 ⁵	
A (USD)	1550 ⁵	1551 ⁵		1552 ⁵	
F					3029
DCAF - F					2411
F (USD)					1553 ⁵
FH (USD)					2647
FP	2095 ⁵				
G	9105G ⁵	435G ⁵		9405G ⁵	
H (USD)	2644	2645 ⁵		2646 ⁵	
I					1105
I (USD)					1549
P	2096 ⁵				
DCAF - P	2097				

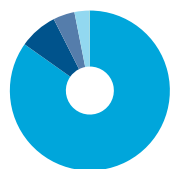
WHY INVEST IN DYNAMIC HIGH YIELD BOND FUND ?

- Primarily invests in high yield issuers in North America, targeting a high level of interest income and the potential for capital appreciation.
- Serves as a complement towards an investment-grade bond portfolio, improving the overall risk/return profile while lowering vulnerability to rising interest rates.
- Professional expertise in the U.S. high yield market, providing investors with improved liquidity and diversification opportunities.

GROWTH OF \$10,000

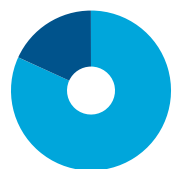


ASSET ALLOCATION⁶



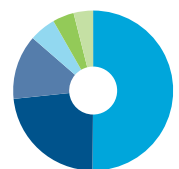
- 84.8% High yield bonds
- 7.7% Hybrid Bonds
- 4.3% Cash, Short-Term Investments & Other Net Assets
- 3.1% Investment Grade Bonds
- 0.0% Government Bonds
- 0.0% Bank Loans

GEOGRAPHIC ALLOCATION⁶



- 81.8% United States
- 18.2% Canada

SECTOR ALLOCATION⁶



- 45.8% Energy
- 21.2% Industrial
- 11.9% Financial
- 4.9% Real Estate
- 3.9% Communication
- 3.6% Infrastructure
- 0.0% Securitization

CALENDAR RETURNS %

YTD	2023	2022	2021	2020	2019	2018	2017	2016
1.8	11.9	-10.9	5.7	4.6	10.1	-2.4	4.9	8.2

COMPOUND RETURNS %

1 mo	3 mo	6 mo	YTD	1 yr	3 yrs	5 yrs	10 yrs	Incep
1.2	1.8	8.6	1.8	10.1	1.7	3.1	2.7	2.7

HISTORICAL DISTRIBUTIONS (USD\$/unit)

2024	2024	2024	2024	2024	2024	2024	2024	2024	2024	2024
Mar	Feb	Jan	Dec	Nov	Oct	Sep	Aug	Jul	Jun	May
0.0272	0.0272	0.0272	0.0272	0.0272	0.0272	0.0272	0.0272	0.0272	0.0272	0.0272

CREDIT QUALITY OF PORTFOLIO⁶

AAA 4.4%	AA 0.0%	A 0.0%
BBB 6.4%	BB 48.4%	B 36.1%
CCC 4.7%	CC 0.0%	D 0.0%
NR 0.1%		

[1] For the period ended 2023-06-30. [2] This Monthly distribution is fixed but not guaranteed and may be adjusted from time to time at the discretion of the fund manager. [3] The yield is determined by annualizing the fixed distribution rate and does not include any distributions in excess of the fixed distribution rate that may be paid at the fund's year-end. [4] Risk rating measures the degree of uncertainty that an investor can handle regarding fluctuations in the value of their portfolio. The amount of risk associated with any particular investment depends largely on your own personal circumstances including your time horizon, liquidity needs, portfolio size, income, investment knowledge and attitude toward price fluctuations. Investors should consult their financial advisor before making a decision as to whether this mutual fund is a suitable investment for them. [5] Not available for purchases, switches out only. [6] Excludes Cash, Short-Term Investments, Derivatives & Other Net Assets

DYNAMIC HIGH YIELD BOND FUND

Series H (USD) • Performance as at March 31, 2024. Holdings as at March 31, 2024.

Dynamic Funds is a leading Canadian investment company offering a comprehensive range of investment services, including mutual funds, tax-advantaged products and customized high net-worth programs.

Customer Relations Centre

Toll free: 1-800-268-8186

Tel: 514-908-3212 (English)
514-908-3217 (French)

Fax: 416-363-4179 or
1-800-361-4768

Email: service@dynamic.ca

Ontario (Head Office)

40 Temperance Street, 16th Floor
Toronto, ON M5H 0B4
Toll free: 1-866-977-0477
Tel: 416-363-5621

Eastern Canada

1200 McGill College Ave., Ste. 2300
Montreal, QC H3B 4G7

Western Canada

Suite 1130
685 Center Street South
Calgary, AB T2G 2C7

Four Bentall Centre

1055 Dunsmuir St., Ste. 3434
P.O. Box 49217
Vancouver, BC V7X 1K8

TOP 10 ISSUERS %

Parkland Fuel Corp	5.0
Ishares IBOXX H/Y Corp Bond ETF	4.1
Precision Drilling Corp	3.2
Enbridge	3.2
Northland Power Inc.	3.0
Nationstar Mtg Hld Inc.	3.0
Pennymac Fin Svcs Inc.	2.8
Freedom Mortgage Corp.	2.8
Iron Mountain Canada	2.6
Cinemark USA Inc.	2.5

Total allocation in top holdings **32.1**

Distributions may consist of net income, dividends, net realized capital gains, and/or return of capital. Distributions are not guaranteed and investors should not confuse a fund's distribution yield with its performance or rate of return.

Commissions, trailing commissions, management fees and expenses all may be associated with mutual fund investments. Please read the prospectus before investing.

The indicated rates of return are the historical annual compounded total returns including changes in units [share] value and reinvestment of all distributions [dividends] and do not take into account sales, redemption, distribution or optional charges or income taxes payable by any security holder that would have reduced returns. The rates of return are used only to illustrate the effects of the compound growth rate and are not intended to reflect future values of the mutual fund or returns on investment in the mutual fund. Investments in mutual funds are not guaranteed, their values change frequently and past performance may not be repeated.



dynamic.ca/f/2154