

# NORTH AMERICAN BALANCED DYNAMIC ALTERNATIVE MANAGED RISK PRIVATE POOL CLASS

Series F • As at August 31, 2023

DYNAMIC  
**private**  
INVESTMENT POOLS

## DEREK BASTIEN B.Sc., CFA

Portfolio Manager: 1.0 year on fund

## DAMIAN HOANG BASC., MBA

Portfolio Manager: 9.2 years on fund

INCEPTION	<b>2014 June</b>
NET ASSETS	<b>\$152.03 million</b>
HOLDINGS	<b>77</b>
MER <sup>1</sup>	<b>1.01%</b>
NAV	<b>\$14.39</b>

## RISK RATING<sup>‡</sup>

LOW		MEDIUM	HIGH
-----	--	--------	------

## TOP 10 EQUITY HOLDINGS %

Dynamic Premium Yield PLUS Fund, Series "O"
Meta Platforms, Inc., Class "A"
Amazon.com, Inc.
UnitedHealth Group Incorporated
Suncor Energy Inc.
Microsoft Corporation
Thermo Fisher Scientific Inc.
Cenovus Energy Inc.
Walmart Inc.
Burlington Stores, Inc.

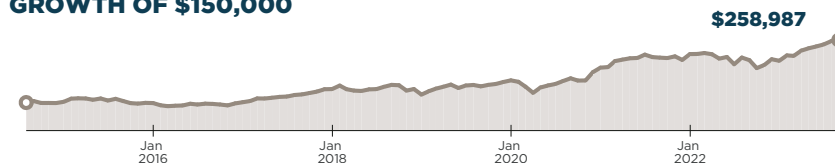
## FUND CODES (Prefix: DYN)

Series	FE	LL	LL2	DSC	No load
A	3972				
DCAF	3997				
DCAF-F					3916
F					3915
FH (USD)					3917
FT					3950
I					3969
T	3973				

## INVESTMENT DISCIPLINE

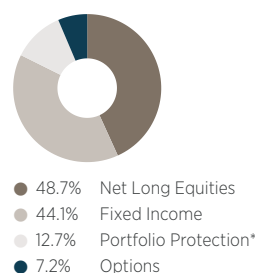
The Pool seeks to provide exposure to a multi-asset multi-strategy portfolio with the potential to deliver low volatility U.S. exposure with competitive participation in good markets, attractive income generation potential and a systematic pivot to risk-reduction in declining markets. The Pool's investment approach utilizes stocks, bonds, cash, futures and options and several investment styles such as low beta, quality and value. The key to the Pool's systematic downside protection is the fact that strategies are managed within a conservative pre-defined risk budget. The risk budget aims to constrain the Pool's average volatility and potential loss to be in-line with traditional balanced funds but with less duration risk over time.

## GROWTH OF \$150,000

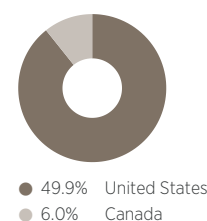


Compound growth calculations are used only for the purpose of illustrating the effects of compound growth and are not intended to reflect future value of any mutual fund or returns on investment in any mutual fund.

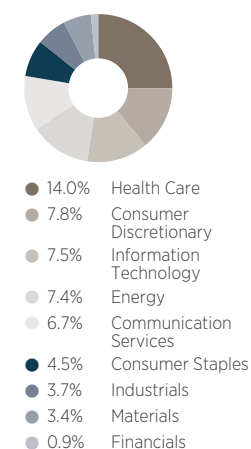
## ASSET ALLOCATION<sup>1</sup>



## GEOGRAPHIC ALLOCATION



## SECTOR ALLOCATION



## CALENDAR RETURNS %

YTD 2023	2022	2021	2020	2019	2018	2017	2016
<b>16.3</b>	<b>-5.0</b>	<b>11.3</b>	<b>11.8</b>	<b>15.3</b>	<b>-5.6</b>	<b>15.4</b>	<b>1.0</b>

## COMPOUND RETURNS %

1 mo	3 mo	6 mo	YTD	1 yr	3 yrs	5 yrs	10 yrs	Incep
<b>0.8</b>	<b>4.5</b>	<b>12.0</b>	<b>16.3</b>	<b>15.8</b>	<b>10.5</b>	<b>7.5</b>	<b>-</b>	<b>6.1</b>

## HISTORICAL DISTRIBUTIONS (\$/unit)

2023 Aug	Jul	Jun	May	Apr	Mar	Feb	2023 Jan	Dec	Nov	Oct	Sep
-	-	-	-	-	-	-	-	<b>0.0209</b>	-	-	-

[\*] For the period ended June 30, 2022. Effective February 16, 2018, this Pool no longer pays a performance fee. [1] \* The portfolio protection is not included in the total asset mix weighting.

**NORTH AMERICAN BALANCED  
DYNAMIC ALTERNATIVE MANAGED RISK PRIVATE POOL CLASS**

Series F • As at August 31, 2023

DYNAMIC  
**private**  
INVESTMENT POOLS

**Dynamic Private Investment Pools offer affluent investors privileged access to preferential pricing combined with first-class, legitimately active investment management.**

**Customer Relations Centre**

Toll free: 1-800-268-8186  
Tel: 514-908-3212 (English)  
514-908-3217 (French)  
Fax: 416-363-4179 or  
1-800-361-4768  
Email: [service@dynamic.ca](mailto:service@dynamic.ca)

**Ontario (Head Office)**

40 Temperance Street, 16th Floor  
Toronto, ON M5H 0B4  
Toll free: 1-866-977-0477  
Tel: 416-363-5621

**Eastern Canada**

1200 McGill College Ave., Ste. 2300  
Montreal, QC H3B 4G7

**Western Canada**

Suite 1130  
685 Center Street South  
Calgary, AB T2G 2C7

Four Bentall Centre  
1055 Dunsmuir St., Ste. 3434  
P.O. Box 49217  
Vancouver, BC V7X 1K8

**DYNAMIC PREFERRED PRICING**

Management fee rates are applied back to dollar one

Fund Value	%
\$0K - \$250K	0.750%
\$250K - \$1MM	0.675%
\$1MM - \$5MM	0.625%
\$5MM+	0.575%

**[†]** Risk rating measures the degree of uncertainty that an investor can handle regarding fluctuations in the value of their portfolio. The amount of risk associated with any particular investment depends largely on your own personal circumstances including your time horizon, liquidity needs, portfolio size, income, investment knowledge and attitude toward price fluctuations. Investors should consult their financial advisor before making a decision as to whether this pool is a suitable investment for them.

Commissions, trailing commissions, management fees and expenses all may be associated with investments in pools. Please read the prospectus before investing.

The indicated rates of return are the historical annual compounded total returns including changes in units [share] value and reinvestment of all distributions [dividends] and do not take into account sales, redemption, distribution or optional charges or income taxes payable by any security holder that would have reduced returns. The rates of return are used only to illustrate the effects of the compound growth rate and are not intended to reflect future values of the pool or returns on investment in the pool. Investments in pools are not guaranteed, their values change frequently and past performance may not be repeated.

