

GLOBAL EQUITY

DYNAMIC EUROPEAN EQUITY FUND¹

Series F • Performance as at July 31, 2022. Holdings as at June 30, 2022.

BENJAMIN ZHAN MBA, CFA

Portfolio Manager: 12.2 years on fund

| | |
|--------------------|----------------------------------|
| INCEPTION | 2002 March |
| NET ASSETS | \$36.62 million |
| HOLDINGS | 38 |
| MER ¹ | 1.33% |
| NAV | \$10.28 |
| STANDARD DEVIATION | 19.01% over 3 years |
| ACTIVE SHARE | 87.7% as of June 30, 2022 |
| R ² | 0.92 |

RISK RATING²

| | | |
|-----|--------|------|
| LOW | MEDIUM | HIGH |
|-----|--------|------|

TOP 10 EQUITY HOLDINGS %

| | |
|---|-------------|
| Prosus | 4.3 |
| L'Oréal | 3.9 |
| Pernod Ricard | 3.8 |
| LVMH Moët Hennessy Louis Vuitton | 3.6 |
| Diageo | 3.5 |
| EssilorLuxottica | 3.5 |
| adidas | 3.4 |
| Dassault Systemes | 3.3 |
| Lonza Group | 3.3 |
| Safran | 3.3 |
| Total allocation in top holdings | 35.9 |

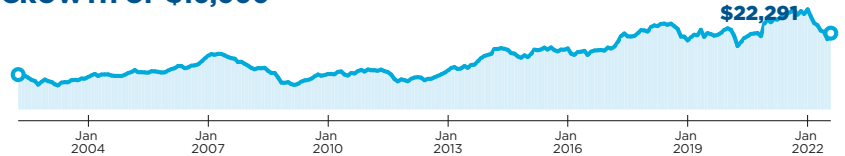
FUND CODES (Prefix: DYN)

| Series | FE | LL | LL2 | DSC | No load |
|---------|------|-------------------|-------------------|-------------------|---------|
| A | 047 | 655 ^a | 7076 ^a | 055 ^a | |
| A (USD) | 1047 | 1147 ^a | | 1157 ^a | |
| DCAF | 855 | 155 ^a | | 955 ^a | |
| F | | | | | 250 |
| F (USD) | | | | | 2914 |
| I | | | | | 1055 |

WHY INVEST IN DYNAMIC EUROPEAN EQUITY FUND?

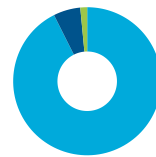
- Actively managed using a core investment style to capture investment opportunities created by economic normalization in Europe.
- To benefit from the breadth and depth of long-history, high-quality businesses located in Europe.
- Seeks to own Europe-based global champions with a history of growing through economic cycles and a business model to thrive in the new era.

GROWTH OF \$10,000



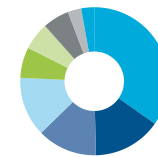
Compound growth calculations are used only for the purpose of illustrating the effects of compound growth and are not intended to reflect future value of any mutual fund or returns on investment in any mutual fund.

ASSET ALLOCATION



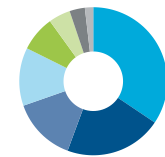
- 92.6% Common Stocks-Foreign
- 5.9% Common Stocks-US
- 1.5% Cash, Short-Term Investments & Other Net Assets

GEOGRAPHIC ALLOCATION



- 34.2% France
- 14.7% Germany
- 12.9% Netherlands
- 12.8% Switzerland
- 6.6% United Kingdom
- 5.9% United States
- 5.7% Sweden
- 2.9% Spain
- 2.8% Ireland

SECTOR ALLOCATION



- 33.9% Consumer Discretionary
- 20.9% Industrials
- 13.8% Consumer Staples
- 12.5% Information Technology
- 7.6% Materials
- 4.7% Financials
- 3.3% Health Care
- 1.8% Communication Services

CALENDAR RETURNS %

| YTD 2022 | 2021 | 2020 | 2019 | 2018 | 2017 | 2016 | 2015 |
|--------------|-------------|-------------|-------------|--------------|-------------|------------|-------------|
| -23.8 | 11.7 | 10.5 | 17.6 | -11.4 | 25.9 | 1.5 | 16.5 |

COMPOUND RETURNS %

| 1 mo | 3 mo | 6 mo | YTD | 1 yr | 3 yrs | 5 yrs | 10 yrs | Incep |
|------------|-------------|--------------|--------------|--------------|------------|------------|------------|------------|
| 8.5 | -3.3 | -17.7 | -23.8 | -21.8 | 0.4 | 0.9 | 9.6 | 4.0 |

The benchmark used for analytics for this fund is MSCI Europe Index (C\$). [1] For the period ended June 30, 2021. [1] Name change as of November 2017. Formerly Dynamic European Value Fund. [a] Not available for purchases, switches out only.

DYNAMIC EUROPEAN EQUITY FUND¹

Series F • Performance as at July 31, 2022. Holdings as at June 30, 2022.

Dynamic Funds is a leading Canadian investment company offering a comprehensive range of investment services, including mutual funds, tax-advantaged products and customized high net-worth programs.

Customer Relations Centre

Toll free: 1-800-268-8186
 Tel: 514-908-3212 (English)
 514-908-3217 (French)
 Fax: 416-363-4179 or
 1-800-361-4768
 Email: service@dynamic.ca

Ontario (Head Office)

Dynamic Funds Tower
 1 Adelaide St. E., Ste. 2800
 Toronto, ON M5C 2V9
 Toll free: 1-866-977-0477
 Tel: 416-363-5621

Eastern Canada

1200 McGill College Ave., Ste. 2300
 Montreal, QC H3B 4G7

Western Canada

Suite 300, 119 - 6 Avenue SW
 Calgary, AB T2P 0P8

Four Bentall Centre
 1055 Dunsmuir St., Ste. 3434
 P.O. Box 49217
 Vancouver, BC V7X 1K8

DYNAMIC PREFERRED PRICING

Management fee rates are applied back to dollar one

| Fund Value | % |
|----------------|--------|
| \$0K - \$250K | 1.000% |
| \$250K - \$1MM | 0.900% |
| \$1MM - \$5MM | 0.825% |
| \$5MM+ | 0.775% |

[1] Risk rating measures the degree of uncertainty that an investor can handle regarding fluctuations in the value of their portfolio. The amount of risk associated with any particular investment depends largely on your own personal circumstances including your time horizon, liquidity needs, portfolio size, income, investment knowledge and attitude toward price fluctuations. Investors should consult their financial advisor before making a decision as to whether this mutual fund is a suitable investment for them.

Commissions, trailing commissions, management fees and expenses all may be associated with mutual fund investments. Please read the prospectus before investing.

The indicated rates of return are the historical annual compounded total returns including changes in units [share] value and reinvestment of all distributions [dividends] and do not take into account sales, redemption, distribution or optional charges or income taxes payable by any security holder that would have reduced returns. The rates of return are used only to illustrate the effects of the compound growth rate and are not intended to reflect future values of the mutual fund or returns on investment in the mutual fund. Investments in mutual funds are not guaranteed, their values change frequently and past performance may not be repeated.

R² is a measurement out of 100 that shows the extent to which a portfolio's movements can be explained by the benchmark's movements.

Standard deviation is a measure of volatility; it shows how broadly the Fund's returns have varied over a given time period.

Active share measures the percentage a portfolio's holdings that are different from those in its benchmark. Active share shows how the manager is actively exploiting opportunities that are not reflected in the index.



dynamic.ca/f/2776

Dynamic Funds[®]
Invest with advice.