

CANADIAN EQUITY

# DYNAMIC VALUE FUND OF CANADA

Series FT • Performance as at March 31, 2024. Holdings as at March 31, 2024.

DON SIMPSON BBA, CFA

Portfolio Manager: 6.5 years on fund

ERIC MENCKE CPA, CA, CFA

Portfolio Manager: 6.5 years on fund

RORY RONAN CFA

Portfolio Manager: 6.0 years on fund

INCEPTION	2022 January
NET ASSETS	\$1.12B
HOLDINGS	44
MER <sup>1</sup>	1.21%
MANAGEMENT FEE	1%
NAV	\$9.70
ACTIVE SHARE	57.0% as of March 31, 2024
DISTRIBUTIONS	\$0.0612 monthly <sup>2</sup>
YIELD	8.0% based on NAV <sup>3</sup>

RISK RATING<sup>4</sup>

LOW		MEDIUM	HIGH
-----	--	--------	------

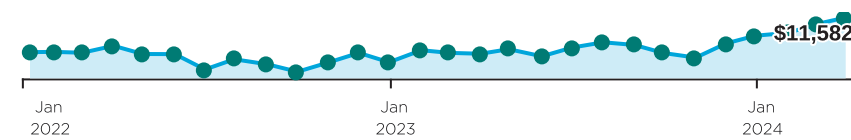
FUND CODES (Prefix: DYN)

Series	FE	LL	LL2	DSC	No load
A	040	640 <sup>5</sup>	7103 <sup>5</sup>	740 <sup>5</sup>	
DCAF	840	140 <sup>5</sup>		940 <sup>5</sup>	
F					220
DCAF - F					2424
FT					3830
G	040G <sup>5</sup>	640G <sup>5</sup>		740G <sup>5</sup>	
I					1140
T	1003	1013 <sup>5</sup>	7104 <sup>5</sup>	1023 <sup>5</sup>	

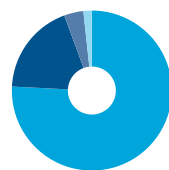
WHY INVEST IN DYNAMIC VALUE FUND OF CANADA ?

- Invests in high-quality Canadian companies trading at a reasonable discount to intrinsic value.
- Focuses on long-term capital appreciation.
- A diversified and conservatively managed portfolio.

GROWTH OF \$10,000

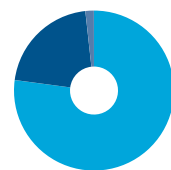


ASSET ALLOCATION



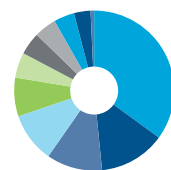
- 75.8% Common Stocks-CDN
- 18.6% Common Stocks-US
- 3.9% Common Stocks-Foreign
- 1.7% Cash, Short-Term Investments & Other Net Assets

GEOGRAPHIC ALLOCATION



- 75.8% Canada
- 20.8% United States
- 1.7% Germany

SECTOR ALLOCATION



- 34.4% Financials
- 13.2% Information Technology
- 11.1% Industrials
- 9.9% Energy
- 7.7% Materials
- 5.0% Consumer Staples
- 4.5% Real Estate
- 4.4% Consumer Discretionary
- 4.1% Communication Services
- 3.3% Health Care
- 0.7% Utilities

CALENDAR RETURNS %

YTD	2023	2022	2021	2020	2019	2018	2017	2016
7.7	12.7	—	—	—	—	—	—	—

COMPOUND RETURNS %

1 mo	3 mo	6 mo	YTD	1 yr	3 yrs	5 yrs	10 yrs	Incep
2.5	7.7	16.3	7.7	16.7	—	—	—	6.8

HISTORICAL DISTRIBUTIONS (\$/unit)

2024		2024									
Mar	Feb	Jan	Dec	Nov	Oct	Sep	Aug	Jul	Jun	May	Apr
0.0612	0.0612	0.0612	0.0587	0.0587	0.0587	0.0587	0.0587	0.0587	0.0587	0.0587	0.0587

[1] For the period ended 2023-06-30. [2] We review the amount of the distribution in January of each year. [3] The yield is determined by annualizing the fixed distribution rate and does not include any distributions in excess of the fixed distribution rate that may be paid at the fund's year-end. [4] Risk rating measures the degree of uncertainty that an investor can handle regarding fluctuations in the value of their portfolio. The amount of risk associated with any particular investment depends largely on your own personal circumstances including your time horizon, liquidity needs, portfolio size, income, investment knowledge and attitude toward price fluctuations. Investors should consult their financial advisor before making a decision as to whether this mutual fund is a suitable investment for them. [5] Not available for purchases, switches out only.

**DYNAMIC VALUE FUND OF CANADA**

Series FT • Performance as at March 31, 2024. Holdings as at March 31, 2024.

Dynamic Funds is a leading Canadian investment company offering a comprehensive range of investment services, including mutual funds, tax-advantaged products and customized high net-worth programs.

**Customer Relations Centre**

Toll free: 1-800-268-8186

Tel: 514-908-3212 (English)  
514-908-3217 (French)Fax: 416-363-4179 or  
1-800-361-4768Email: [service@dynamic.ca](mailto:service@dynamic.ca)**Ontario (Head Office)**40 Temperance Street, 16th Floor  
Toronto, ON M5H 0B4  
Toll free: 1-866-977-0477  
Tel: 416-363-5621**Eastern Canada**1200 McGill College Ave., Ste. 2300  
Montreal, QC H3B 4G7**Western Canada**Suite 1130  
685 Center Street South  
Calgary, AB T2G 2C7Four Bentall Centre  
1055 Dunsmuir St., Ste. 3434  
P.O. Box 49217  
Vancouver, BC V7X 1K8**TOP EQUITY HOLDINGS %**

Power Corporation of Canada	5.3
Onex Corporation	4.7
Royal Bank of Canada	4.2
PrairieSky Royalty Ltd.	3.5
Toronto-Dominion Bank	3.4
Enbridge Inc.	3.4
Boardwalk Real Estate Investment Trust	3.4
CGI Inc.	3.3
Intact Financial Corporation	3.0
Canadian National Railway Company	3.0

**Total allocation in top holdings** 37.2**DYNAMIC PREFERRED PRICING**

Management fee rates are applied back to dollar one

Fund Value	%
\$0K - \$250K	1.000%
\$250K - \$1M	0.900%
\$1M - \$5M	0.825%
\$5M+	0.775%

Commissions, trailing commissions, management fees and expenses all may be associated with mutual fund investments. Please read the prospectus before investing.

The indicated rates of return are the historical annual compounded total returns including changes in units [share] value and reinvestment of all distributions [dividends] and do not take into account sales, redemption, distribution or optional charges or income taxes payable by any security holder that would have reduced returns. The rates of return are used only to illustrate the effects of the compound growth rate and are not intended to reflect future values of the mutual fund or returns on investment in the mutual fund. Investments in mutual funds are not guaranteed, their values change frequently and past performance may not be repeated.

[dynamic.ca/f/7148](https://dynamic.ca/f/7148)