

## CANADIAN EQUITY

# DYNAMIC CANADIAN VALUE CLASS

Series IP • Performance as at July 31, 2022. Holdings as at June 30, 2022.

### DON SIMPSON BBA, CFA

Portfolio Manager: 4.9 years on fund

### ERIC MENCKE CPA, CA, CFA

Portfolio Manager: 4.9 years on fund

### RORY RONAN CFA

Portfolio Manager: 4.3 years on fund

INCEPTION	<b>2010 May</b>
NET ASSETS	<b>\$126.34 million</b>
HOLDINGS	<b>38</b>
MER <sup>†</sup>	<b>0.09%</b>
NAV	<b>\$15.65</b>
STANDARD DEVIATION	<b>14.41% over 3 years</b>
ACTIVE SHARE	<b>52.3% as of June 30, 2022</b>
R <sup>2</sup>	<b>0.94</b>

### RISK RATING<sup>‡</sup>

LOW	MEDIUM	HIGH
-----	--------	------

### TOP 10 EQUITY HOLDINGS %

Royal Bank of Canada	5.5
Toronto-Dominion Bank	5.5
Bank of Nova Scotia	4.9
Power Corporation of Canada	4.1
Shaw Communications Inc.	4.0
Onex Corporation	3.6
PrairieSky Royalty Ltd.	3.6
BCE Inc.	3.1
Canadian National Railway Company	3.1
Franco-Nevada Corporation	3.1
<b>Total allocation in top holdings</b>	<b>40.5</b>

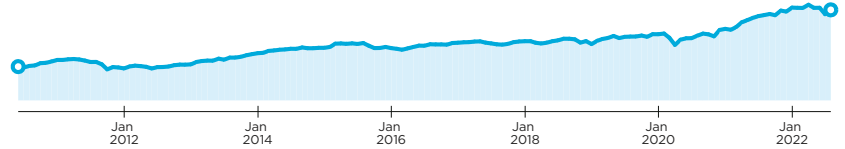
### FUND CODES (Prefix: DYN)

Series	FE	LL	LL2	DSC	No load
A	005	605 <sup>a</sup>	7069 <sup>a</sup>	705 <sup>a</sup>	
DCAF	805 <sup>b</sup>	105 <sup>b,a</sup>		905 <sup>b,a</sup>	
DCAF-F					2402 <sup>b</sup>
F					233
FT					3812
G	005G <sup>a</sup>	605G <sup>a</sup>		705G <sup>a</sup>	
I					1115
IP					1610 <sup>a</sup>
T	1182	1184 <sup>a</sup>	7070 <sup>a</sup>	1183 <sup>a</sup>	

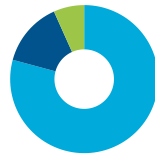
### WHY INVEST IN DYNAMIC CANADIAN VALUE CLASS?

- Invests in high-quality Canadian companies trading at a reasonable discount to intrinsic value.
- Focuses on long-term capital appreciation.
- A diversified and conservatively managed portfolio.

### GROWTH OF \$100,000

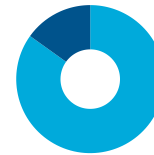


### ASSET ALLOCATION



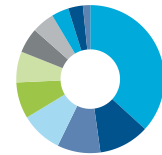
- 79.2% Common Stocks-CDN
- 14.1% Common Stocks-US
- 6.7% Cash, Short-Term Investments & Other Net Assets

### GEOGRAPHIC ALLOCATION



- 79.2% Canada
- 14.1% United States

### SECTOR ALLOCATION



- 34.3% Financials
- 10.3% Energy
- 8.8% Communication Services
- 8.5% Industrials
- 7.4% Information Technology
- 6.3% Health Care
- 5.1% Materials
- 4.6% Consumer Staples
- 3.5% Real Estate
- 3.0% Consumer Discretionary
- 1.5% Utilities

### CALENDAR RETURNS %

YTD 2022	2021	2020	2019	2018	2017	2016	2015
<b>-2.4</b>	<b>29.7</b>	<b>8.1</b>	<b>17.5</b>	<b>-4.9</b>	<b>2.6</b>	<b>10.3</b>	<b>-0.6</b>

### COMPOUND RETURNS %

1 mo	3 mo	6 mo	YTD	1 yr	3 yrs	5 yrs	10 yrs	Incep
<b>5.1</b>	<b>-2.1</b>	<b>-2.2</b>	<b>-2.4</b>	<b>6.2</b>	<b>12.4</b>	<b>10.1</b>	<b>10.5</b>	<b>8.3</b>

### HISTORICAL DISTRIBUTIONS (\$/unit)

2022 Jul	Jun	May	Apr	Mar	Feb	2022 Jan	Dec	Nov	Oct	Sep	Aug
-	-	-	-	-	-	<b>0.6251</b>	<b>0.3198</b>	-	-	-	-

The benchmark used for analytics for this fund is S&P/TSX Composite Index. [<sup>†</sup>] For the period ended June 30, 2021.  
 [<sup>a</sup>] Series G only available to residents of non-HST provinces and territories. [<sup>a</sup>] Not available for purchases, switches out only.  
 [<sup>b</sup>] Switching from a Dynamic Corporate Class Fund into the DCAF version of a Corporate Class Fund will trigger a taxable event, as DCAF is composed of money market securities held in a mutual fund trust that are not within the Class structure. Once in DCAF, switches are then made into the target Corporate Class Fund.

**DYNAMIC CANADIAN VALUE CLASS**

Series IP • Performance as at July 31, 2022. Holdings as at June 30, 2022.

Dynamic Funds is a leading Canadian investment company offering a comprehensive range of investment services, including mutual funds, tax-advantaged products and customized high net-worth programs.

**Customer Relations Centre**

Toll free: 1-800-268-8186  
 Tel: 514-908-3212 (English)  
 514-908-3217 (French)  
 Fax: 416-363-4179 or  
 1-800-361-4768  
 Email: [service@dynamic.ca](mailto:service@dynamic.ca)

**Ontario (Head Office)**

Dynamic Funds Tower  
 1 Adelaide St. E., Ste. 2800  
 Toronto, ON M5C 2V9  
 Toll free: 1-866-977-0477  
 Tel: 416-363-5621

**Eastern Canada**

1200 McGill College Ave., Ste. 2300  
 Montreal, QC H3B 4G7

**Western Canada**

Suite 300, 119 - 6 Avenue SW  
 Calgary, AB T2P 0P8

Four Bentall Centre  
 1055 Dunsmuir St., Ste. 3434  
 P.O. Box 49217  
 Vancouver, BC V7X 1K8

**DYNAMIC PREFERRED PRICING<sup>1</sup>**

Management fee rates are applied back to dollar one

Fund Value	%
\$0K - \$250K	0.800%
\$250K - \$1MM	0.700%
\$1MM - \$5MM	0.625%
\$5MM+	0.575%

<sup>[1]</sup> Risk rating measures the degree of uncertainty that an investor can handle regarding fluctuations in the value of their portfolio. The amount of risk associated with any particular investment depends largely on your own personal circumstances including your time horizon, liquidity needs, portfolio size, income, investment knowledge and attitude toward price fluctuations. Investors should consult their financial advisor before making a decision as to whether this mutual fund is a suitable investment for them. <sup>[1]</sup> Management Fee discounts illustrated for Series I, IT, and IP are effective as at June 16, 2016 please refer to the prospectus for further information concerning the previous discount schedule.

Commissions, trailing commissions, management fees and expenses all may be associated with mutual fund investments. Please read the prospectus before investing.

The indicated rates of return are the historical annual compounded total returns including changes in units [share] value and reinvestment of all distributions [dividends] and do not take into account sales, redemption, distribution or optional charges or income taxes payable by any security holder that would have reduced returns. The rates of return are used only to illustrate the effects of the compound growth rate and are not intended to reflect future values of the mutual fund or returns on investment in the mutual fund. Investments in mutual funds are not guaranteed, their values change frequently and past performance may not be repeated.

R<sup>2</sup> is a measurement out of 100 that shows the extent to which a portfolio's movements can be explained by the benchmark's movements.

Standard deviation is a measure of volatility; it shows how broadly the Fund's returns have varied over a given time period.

Active share measures the percentage a portfolio's holdings that are different from those in its benchmark. Active share shows how the manager is actively exploiting opportunities that are not reflected in the index.



[dynamic.ca/f/2832](https://dynamic.ca/f/2832)

**Dynamic Funds**<sup>®</sup>  
*Invest with advice.*