

U.S. EQUITY

DYNAMIC U.S. SECTOR FOCUS CLASS

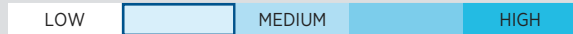
Series F (USD) • Performance as at July 31, 2022. Holdings as at June 30, 2022.

MYLES ZYBLOCK B.A. (Hons.), M.A., CFA

Chief Investment Strategist: 7.8 years on fund

INCEPTION	2015 March
NET ASSETS	\$19.77 million
HOLDINGS	15
MER [†]	1.24%
NAV	\$9.57 USD

RISK RATING[‡]



TOP 10 EQUITY HOLDINGS %

Consumer Staples Select Sector SPDR Fund	10.1
Invesco S&P 500® Equal Weight Health Care ETF	8.4
iShares 20+ Year Treasury Bond Fund ETF	8.2
Utilities Select Sector SPDR Fund	4.5
Energy Select Sector SPDR Fund	4.1
Technology Select Sector SPDR Fund	3.6
Health Care Select Sector SPDR Fund	3.4
Real Estate Select Sector SPDR ETF	3.1
iShares U.S. Healthcare Providers ETF	2.1
SPDR S&P Insurance ETF	2.1
Total allocation in top holdings	49.6

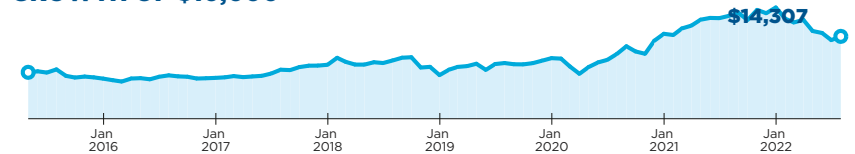
FUND CODES (Prefix: DYN)

Series	FE	LL	LL2	DSC	No load
A	2930	2931 ^a	7125 ^a	2932 ^a	
A (USD)	2943	2944 ^a		2945 ^a	
DCAF	2936 ^b	2937 ^{b,a}		2938 ^{b,a}	
F					2933
F (USD)					2947
I					2934

WHY INVEST IN DYNAMIC U.S. SECTOR FOCUS CLASS?

- Access to U.S. equity and fixed income markets, the broadest and deepest in the world.
- Tactical asset allocation provides selective exposure to equity markets in rising markets while mitigating the risks of prolonged, large magnitude equity market downturns through the use of fixed income or cash.
- Unique and active rules-based investment process provides style diversification to traditional investment strategies.

GROWTH OF \$10,000



Compound growth calculations are used only for the purpose of illustrating the effects of compound growth and are not intended to reflect future value of any mutual fund or returns on investment in any mutual fund.

ASSET ALLOCATION



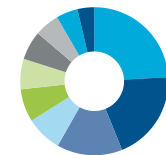
- 57.2% Common Stocks-US
- 42.8% Cash, Short-Term Investments & Other Net Assets

GEOGRAPHIC ALLOCATION



- 57.2% United States

SECTOR ALLOCATION



- 13.8% Health Care
- 11.3% Consumer Staples
- 8.2% Index Based ETFs
- 4.5% Utilities
- 4.1% Energy
- 3.8% Industrials
- 3.6% Information Technology
- 3.1% Real Estate
- 2.7% Materials
- 2.1% Financials

CALENDAR RETURNS %

YTD 2022	2021	2020	2019	2018	2017	2016	2015
-19.1	21.1	24.2	20.3	-11.0	16.2	1.0	-

COMPOUND RETURNS %

1 mo	3 mo	6 mo	YTD	1 yr	3 yrs	5 yrs	10 yrs	Incep
3.2	-4.2	-12.6	-19.1	-14.3	8.5	6.6	-	5.0

HISTORICAL DISTRIBUTIONS (USD\$/unit)

2022 Jul	Jun	May	Apr	Mar	Feb	2022 Jan	Dec	Nov	Oct	Sep	Aug
-	-	-	-	-	-	0.9453	-	-	-	-	-

[*] For the period ended June 30, 2021. [a] Not available for purchases, switches out only. [b] Switching from a Dynamic Corporate Class Fund into the DCAF version of a Corporate Class Fund will trigger a taxable event, as DCAF is composed of money market securities held in a mutual fund trust that are not within the Class structure. Once in DCAF, switches are then made into the target Corporate Class Fund.

DYNAMIC U.S. SECTOR FOCUS CLASS

Series F (USD) • Performance as at July 31, 2022. Holdings as at June 30, 2022.

Dynamic Funds is a leading Canadian investment company offering a comprehensive range of investment services, including mutual funds, tax-advantaged products and customized high net-worth programs.

Customer Relations Centre

Toll free: 1-800-268-8186
 Tel: 514-908-3212 (English)
 514-908-3217 (French)
 Fax: 416-363-4179 or
 1-800-361-4768
 Email: service@dynamic.ca

Ontario (Head Office)

Dynamic Funds Tower
 1 Adelaide St. E., Ste. 2800
 Toronto, ON M5C 2V9
 Toll free: 1-866-977-0477
 Tel: 416-363-5621

Eastern Canada

1200 McGill College Ave., Ste. 2300
 Montreal, QC H3B 4G7

Western Canada

Suite 300, 119 - 6 Avenue SW
 Calgary, AB T2P 0P8

Four Bentall Centre
 1055 Dunsmuir St., Ste. 3434
 P.O. Box 49217
 Vancouver, BC V7X 1K8

DYNAMIC PREFERRED PRICING

Management fee rates are applied back to dollar one

Fund Value	%
\$0K - \$250K	0.700%
\$250K - \$1MM	0.625%
\$1MM - \$5MM	0.575%
\$5MM+	0.525%

[!] Risk rating measures the degree of uncertainty that an investor can handle regarding fluctuations in the value of their portfolio. The amount of risk associated with any particular investment depends largely on your own personal circumstances including your time horizon, liquidity needs, portfolio size, income, investment knowledge and attitude toward price fluctuations. Investors should consult their financial advisor before making a decision as to whether this mutual fund is a suitable investment for them.

Commissions, trailing commissions, management fees and expenses all may be associated with mutual fund investments. Please read the prospectus before investing.

The indicated rates of return are the historical annual compounded total returns including changes in units [share] value and reinvestment of all distributions [dividends] and do not take into account sales, redemption, distribution or optional charges or income taxes payable by any security holder that would have reduced returns. The rates of return are used only to illustrate the effects of the compound growth rate and are not intended to reflect future values of the mutual fund or returns on investment in the mutual fund.

Investments in mutual funds are not guaranteed, their values change frequently and past performance may not be repeated.



dynamic.ca/f/2848

Dynamic Funds[®]
 Invest with advice.