

GLOBAL BALANCED

DYNAMIC GLOBAL STRATEGIC YIELD FUND

Series A (USD) • Performance as at March 31, 2024. Holdings as at March 31, 2024.

**RYAN NICHOLL** B.Comm. (Hons.), CFA  
Portfolio Manager: 4.2 years on fund

**TOM DICKER** B.Comm. (Hons.), CFA  
Portfolio Manager: 2.0 years on fund

**JASON GIBBS** BAcc., CPA, CA, CFA  
Senior Portfolio Manager: 2.0 years on fund

**ROMAS BUDD** MBA, BSc. Hons  
Senior Portfolio Manager: 6.0 years on fund

**DOMENIC BELLISSIMO** MBA, CFA  
Portfolio Manager: 7.6 years on fund

INCEPTION	2016 September
NET ASSETS	\$101.89M
HOLDINGS	56
MER <sup>1</sup>	2.22%
MANAGEMENT FEE	1.85%
NAV	\$6.69 USD
DISTRIBUTIONS	\$0.0246 monthly <sup>2</sup>
YIELD	4.4% based on NAV <sup>3</sup>

RISK RATING<sup>4</sup>

LOW	MEDIUM	HIGH
-----	--------	------

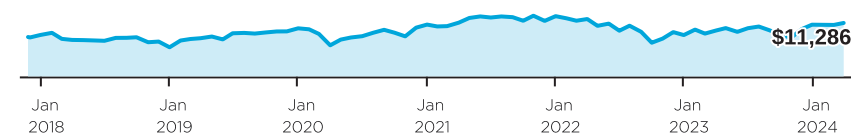
FUND CODES (Prefix: DYN)

Series	FE	LL	LL2	DSC	No load
A	2840	2841 <sup>5</sup>	7189 <sup>5</sup>	2842 <sup>6</sup>	
DCAF	2847	2848 <sup>5</sup>		2849 <sup>6</sup>	
A (USD)	2838				
F					2843
F (USD)					2839

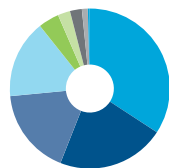
WHY INVEST IN DYNAMIC GLOBAL STRATEGIC YIELD FUND ?

- Core global balanced fund that offers stable monthly income and the potential for capital appreciation.
- Diversified portfolio of fixed income, income-oriented equities and alternative investments.
- Active management that monitors asset allocation and security selection within a capital preservation philosophy.

GROWTH OF \$10,000

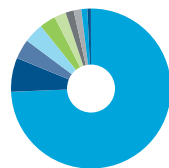


ASSET ALLOCATION<sup>8</sup>



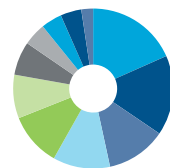
- 34.2% Common Stocks-US
- 21.8% Foreign Bonds & Debentures
- 17.5% Common Stocks-Foreign
- 15.8% 1832 AM U.S. \$ Investment Grade U.S. Corporate Bond Pool, Series "I"
- 4.2% Alternative Investments
- 2.5% Cash, Short-Term Investments & Other Net Assets<sup>7</sup>
- 2.4% Common Stocks-CDN
- 1.2% Real Estate Investment Trusts
- 0.4% Federal Govt Bonds - CDN

GEOGRAPHIC ALLOCATION<sup>8</sup>



- 72.5% United States
- 6.7% Canada
- 3.9% Germany
- 3.9% United Kingdom
- 3.2% Netherlands
- 2.3% Japan
- 1.6% France
- 1.5% Belgium
- 1.2% Switzerland
- 0.7% Ireland

SECTOR ALLOCATION



- 10.0% Health Care
- 8.8% Financials
- 6.6% Information Technology
- 6.3% Consumer Staples
- 5.9% Consumer Discretionary
- 4.8% Industrials
- 3.7% Utilities
- 2.5% Real Estate
- 2.3% Energy
- 2.3% Communication Services
- 1.3% Energy Infrastructure

CALENDAR RETURNS %

YTD	2023	2022	2021	2020	2019	2018	2017	2016
1.4	9.3	-14.5	6.9	3.1	19.2	-11.0	1.9	—

COMPOUND RETURNS %

1 mo	3 mo	6 mo	YTD	1 yr	3 yrs	5 yrs	10 yrs	Incep
1.6	1.4	10.8	1.4	6.6	-0.1	2.7	—	1.9

HISTORICAL DISTRIBUTIONS (USD\$/unit)

2024		2024									
Mar	Feb	Jan	Dec	Nov	Oct	Sep	Aug	Jul	Jun	May	Apr
0.0246	0.0247	0.0248	0.0252	0.0245	0.0240	0.0246	0.0245	0.0252	0.0252	0.0245	0.0246

[1] For the period ended 2023-06-30. [2] This Monthly distribution is fixed but not guaranteed and may be adjusted from time to time at the discretion of the fund manager. [3] The yield is determined by annualizing the fixed distribution rate and does not include any distributions in excess of the fixed distribution rate that may be paid at the fund's year-end. [4] Risk rating measures the degree of uncertainty that an investor can handle regarding fluctuations in the value of their portfolio. The amount of risk associated with any particular investment depends largely on your own personal circumstances including your time horizon, liquidity needs, portfolio size, income, investment knowledge and attitude toward price fluctuations. Investors should consult their financial advisor before making a decision as to whether this mutual fund is a suitable investment for them. [5] Not available for purchases, switches out only. [6] Not available for purchases, switches in/out only. [7] Freely tradable cash [8] Includes fixed income and equity securities.

GLOBAL BALANCED

# DYNAMIC GLOBAL STRATEGIC YIELD FUND

Series A (USD) • Performance as at March 31, 2024. Holdings as at March 31, 2024.

Dynamic Funds is a leading Canadian investment company offering a comprehensive range of investment services, including mutual funds, tax-advantaged products and customized high net-worth programs.

Customer Relations Centre

Toll free: 1-800-268-8186  
Tel: 514-908-3212 (English)  
514-908-3217 (French)  
Fax: 416-363-4179 or  
1-800-361-4768  
Email: [service@dynamic.ca](mailto:service@dynamic.ca)

Ontario (Head Office)

40 Temperance Street, 16th Floor  
Toronto, ON M5H 0B4  
Toll free: 1-866-977-0477  
Tel: 416-363-5621

Eastern Canada

1200 McGill College Ave., Ste. 2300  
Montreal, QC H3B 4G7

Western Canada

Suite 1130  
685 Center Street South  
Calgary, AB T2G 2C7

Four Bentall Centre

1055 Dunsmuir St., Ste. 3434  
P.O. Box 49217  
Vancouver, BC V7X 1K8

TOP EQUITY HOLDINGS %

Microsoft Corporation	
Dynamic Global Infrastructure Fund, Series "O"	
Visa Inc., Class "A"	
Amazon.com, Inc.	
Shell PLC	
Total allocation in top holdings	11.7

TOP BOND HOLDINGS %

1832 AM U.S. \$ Investment Grade U.S. Corporate Bond Pool, Series "I"	
United States Treasury, 4.750% Nov. 15 53	
United States Treasury, 4.00% Feb. 15 34	
United States Treasury, 3.750% Dec. 31 30	
Citigroup Inc., 2.666% Jan. 29 31	
Total allocation in top holdings	35.7

DYNAMIC PREFERRED PRICING

Management fee rates are applied back to dollar one

Fund Value	%
\$0K - \$250K	1.850%
\$250K - \$1M	1.775%
\$1M - \$5M	1.725%
\$5M+	1.675%

Distributions may consist of net income, dividends, net realized capital gains, and/or return of capital. Distributions are not guaranteed and investors should not confuse a fund's distribution yield with its performance or rate of return.

Commissions, trailing commissions, management fees and expenses all may be associated with mutual fund investments. Please read the prospectus before investing.

The indicated rates of return are the historical annual compounded total returns including changes in units [share] value and reinvestment of all distributions [dividends] and do not take into account sales, redemption, distribution or optional charges or income taxes payable by any security holder that would have reduced returns. The rates of return are used only to illustrate the effects of the compound growth rate and are not intended to reflect future values of the mutual fund or returns on investment in the mutual fund. Investments in mutual funds are not guaranteed, their values change frequently and past performance may not be repeated.



[dynamic.ca/f/3944](https://dynamic.ca/f/3944)

**Dynamic Funds®**  
Invest with advice.