

U.S. BALANCED

DYNAMIC U.S. STRATEGIC YIELD FUND

Series FN • As at June 30, 2021

TOM DICKER B.Comm. (Hons.), CFA

Portfolio Manager: 4.8 years on fund

OSCAR BELAICHE HBA, FICB, CFA

Portfolio Manager: 4.8 years on fund

ROMAS BUDD MBA, BSc. Hons

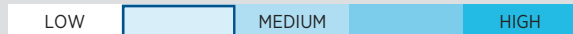
Senior Portfolio Manager: 3.3 years on fund

DOMENIC BELLISSIMO MBA, CFA

Portfolio Manager: 4.8 years on fund

INCEPTION	2016 September
NET ASSETS	\$55.99 millions
HOLDINGS	63
MER ¹	1.11%
NAV	\$10.43
STANDARD DEVIATION	8.98% over 3 years
DISTRIBUTIONS	\$0.0428 monthly¹
YIELD	4.9% based on NAV

RISK RATING²



TOP EQUITY HOLDINGS %

Microsoft Corporation	
JPMorgan Chase & Co.	
Visa Inc., Class "A"	
Comcast Corporation, Class "A"	
Apple Inc.	
Total allocation in top holdings	11.5

TOP BOND HOLDINGS %

1832 AM U.S. \$ Investment Grade U.S. Corporate Bond Pool, Series "I"	
United States Treasury, 2.875% Aug. 15 28	
United States Treasury, 2.75% Feb. 15 28	
United States Treasury, 3.00% Feb. 15 48	
United States Treasury, 2.875% Oct. 31 23	
Total allocation in top holdings	28.1

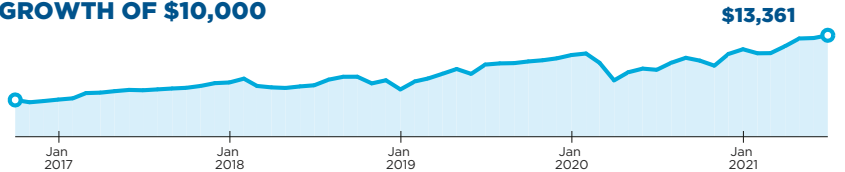
FUND CODES (Prefix: DYN)

Series	FE	LL	LL2	DSC	No load
A	3280	3281	7191	3282 ^a	
DCAF	3297	3298		3299 ^a	
F					3283
FL					3291
FL (USD)					3287
FN					3295
L	3288	3289		3290 ^a	
L (USD)	3284	3285		3286 ^a	
N	3292	3293		3294 ^a	

WHY INVEST IN DYNAMIC U.S. STRATEGIC YIELD FUND?

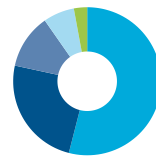
- Core U.S. balanced fund that offers stable monthly income and the potential for capital appreciation.
- Diversified portfolio of fixed income, income-oriented equities and alternative investments.
- Active management that monitors asset allocation and security selection within a capital preservation philosophy.

GROWTH OF \$10,000



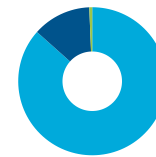
Compound growth calculations are used only for the purpose of illustrating the effects of compound growth and are not intended to reflect future value of any mutual fund or returns on investment in any mutual fund.

ASSET ALLOCATION



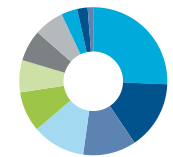
- 54.0% Common Stocks-US
- 24.4% Foreign Bonds & Debentures
- 11.9% 1832 AM U.S. \$ Investment Grade U.S. Corporate Bond Pool, Series "I"
- 6.8% Cash, Short-Term Investments & Other Net Assets²
- 2.9% Real Estate Investment Trusts

GEOGRAPHIC ALLOCATION



- 80.7% United States
- 11.9% Canada
- 0.6% Luxembourg

SECTOR ALLOCATION



- 14.6% Information Technology
- 8.5% Health Care
- 6.6% Consumer Discretionary
- 6.6% Financials
- 5.0% Industrials
- 4.0% Consumer Staples
- 3.9% Real Estate
- 3.7% Utilities
- 2.0% Communication Services
- 1.3% Energy
- 0.7% Energy Infrastructure

CALENDAR RETURNS %

YTD 2021	2020	2019	2018	2017	2016	2015	2014
5.7	2.4	16.6	-3.2	8.7	-	-	-

COMPOUND RETURNS %

1 mo	3 mo	6 mo	YTD	1 yr	3 yrs	5 yrs	10 yrs	Incep
1.1	4.3	5.7	5.7	15.2	7.3	-	-	6.2

HISTORICAL DISTRIBUTIONS (\$/unit)

2021				2021							
Jun	May	Apr	Mar	Feb	Jan	Dec	Nov	Oct	Sep	Aug	Jul
0.0428	0.0428	0.0428	0.0428	0.0428	0.0428	0.0428	0.0428	0.0428	0.0428	0.0428	0.0428

The benchmark used for analytics for this fund is 50% S&P 500 (CSH) / 50% ICE BofA US Corporate & Government Master US. [1] For the period ended June 30, 2020. [1] This monthly distribution is fixed but not guaranteed and may be adjusted from time to time at the discretion of the fund manager. [2] Freely tradable cash 7.10% [a] Not available for purchases, switches in/out only.

U.S. BALANCED

DYNAMIC U.S. STRATEGIC YIELD FUND

Series FN • As at June 30, 2021

Dynamic Funds is a leading Canadian investment company offering a comprehensive range of investment services, including mutual funds, tax-advantaged products and customized high net-worth programs.

Customer Relations Centre

Toll free: 1-800-268-8186
Tel: 514-908-3212 (English)
514-908-3217 (French)
Fax: 416-363-4179 or
1-800-361-4768
Email: service@dynamic.ca

Ontario (Head Office)

Dynamic Funds Tower
1 Adelaide St. E., Ste. 2800
Toronto, ON M5C 2V9
Toll free: 1-866-977-0477
Tel: 416-363-5621

Eastern Canada

1200 McGill College Ave., Ste. 2300
Montreal, QC H3B 4G7

Western Canada

Suite 300, 119 - 6 Avenue SW
Calgary, AB T2P 0P8

Four Bentall Centre
1055 Dunsmuir St., Ste. 3434
P.O. Box 49217
Vancouver, BC V7X 1K8

DYNAMIC PREFERRED PRICING

Management fee rates are applied back to dollar one

Fund Value	%
\$0K - \$250K	0.850%
\$250K - \$1MM	0.775%
\$1MM - \$5MM	0.725%
\$5MM+	0.675%

[†] Risk rating measures the degree of uncertainty that an investor can handle regarding fluctuations in the value of their portfolio. The amount of risk associated with any particular investment depends largely on your own personal circumstances including your time horizon, liquidity needs, portfolio size, income, investment knowledge and attitude toward price fluctuations. Investors should consult their financial advisor before making a decision as to whether this mutual fund is a suitable investment for them.

Commissions, trailing commissions, management fees and expenses all may be associated with mutual fund investments. Please read the prospectus before investing.

The indicated rates of return are the historical annual compounded total returns including changes in units [share] value and reinvestment of all distributions [dividends] and do not take into account sales, redemption, distribution or optional charges or income taxes payable by any security holder that would have reduced returns. The rates of return are used only to illustrate the effects of the compound growth rate and are not intended to reflect future values of the mutual fund or returns on investment in the mutual fund. Investments in mutual funds are not guaranteed, their values change frequently and past performance may not be repeated.

Standard deviation is a measure of volatility; it shows how broadly the Fund's returns have varied over a given time period.

A reclassification between series N/FN and other Series of the same fund may result in a disposition for tax purposes and accordingly, you may realize a capital gain or capital loss.



dynamic.ca/f/3798

Dynamic Funds[®]
Invest with advice.

www.dynamic.ca

Dynamic Funds[®] is a registered trademark of its owner, used under license, and a division of 1832 Asset Management L.P.