

U.S. BALANCED

DYNAMIC U.S. STRATEGIC YIELD FUND

Series L • Performance as at July 31, 2022. Holdings as at June 30, 2022.

TOM DICKER B.Comm. (Hons.), CFA

Portfolio Manager: 5.9 years on fund

OSCAR BELAICHE HBA, FICB, CFA

Portfolio Manager: 5.9 years on fund

ROMAS BUDD MBA, BSc. Hons

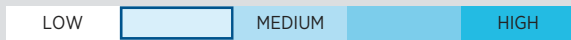
Senior Portfolio Manager: 4.3 years on fund

DOMENIC BELLISSIMO MBA, CFA

Portfolio Manager: 5.9 years on fund

INCEPTION	2016 September
NET ASSETS	\$60.12 million
HOLDINGS	60
MER ¹	2.22%
NAV	\$10.12
STANDARD DEVIATION	6.98% over 3 years
R ²	0.85
DISTRIBUTIONS	\$0.0327 monthly ¹
YIELD	4.1% based on NAV ²

RISK RATING³



TOP EQUITY HOLDINGS %

UnitedHealth Group Incorporated	
Microsoft Corporation	
Dynamic Real Estate and Infrastructure Income II Fund, Series "O"	
Apple Inc.	
JPMorgan Chase & Co.	
Total allocation in top holdings	15.1

TOP BOND HOLDINGS %

1832 AM U.S. \$ Investment Grade U.S. Corporate Bond Pool, Series "I"	
United States Treasury, 2.375% Mar. 31 29	
United States Treasury, 2.25% Feb. 15 52	
United States Treasury, 1.875% Feb. 15 32	
United States Treasury, 2.50% Apr. 30 24	
Total allocation in top holdings	30.1

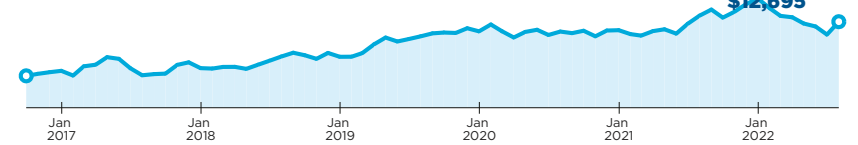
FUND CODES (Prefix: DYN)

Series	FE	LL	LL2	DSC	No load
A	3280	3281 ^a	7191 ^a	3282 ^b	
DCAF	3297	3298 ^a		3299 ^b	
F					3283
FL					3291
FL (USD)					3287
FN					3295
L	3288	3289 ^a		3290 ^b	
L (USD)	3284	3285 ^a		3286 ^b	
N	3292	3293 ^a		3294 ^b	

WHY INVEST IN DYNAMIC U.S. STRATEGIC YIELD FUND?

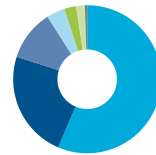
- Core U.S. balanced fund that offers stable monthly income and the potential for capital appreciation.
- Diversified portfolio of fixed income, income-oriented equities and alternative investments.
- Active management that monitors asset allocation and security selection within a capital preservation philosophy.

GROWTH OF \$10,000



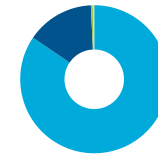
Compound growth calculations are used only for the purpose of illustrating the effects of compound growth and are not intended to reflect future value of any mutual fund or returns on investment in any mutual fund.

ASSET ALLOCATION



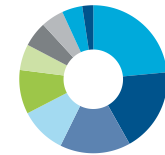
- 56.4% Common Stocks-US
- 23.5% Foreign Bonds & Debentures
- 11.1% 1832 AM U.S. \$ Investment Grade U.S. Corporate Bond Pool, Series "I"
- 4.0% Cash, Short-Term Investments & Other Net Assets⁵
- 2.6% Alternative Investments
- 1.9% Real Estate Investment Trusts
- 0.5% Corporate Bonds-CDN

GEOGRAPHIC ALLOCATION



- 81.1% United States
- 14.2% Canada
- 0.4% Ireland
- 0.3% Luxembourg

SECTOR ALLOCATION



- 13.7% Information Technology
- 10.7% Health Care
- 9.0% Consumer Discretionary
- 5.9% Industrials
- 5.6% Financials
- 3.3% Consumer Staples
- 3.2% Real Estate
- 2.9% Utilities
- 2.6% Energy
- 1.4% Communication Services

CALENDAR RETURNS %

YTD 2022	2021	2020	2019	2018	2017	2016	2015
-7.9	12.0	0.4	10.8	5.0	1.2	-	-

COMPOUND RETURNS %

1 mo	3 mo	6 mo	YTD	1 yr	3 yrs	5 yrs	10 yrs	Incep
5.0	0.7	-4.7	-7.9	-2.2	1.9	4.5	-	4.1

HISTORICAL DISTRIBUTIONS (\$/unit)

2022	2022	2022	2022	2022	2022	2022	2022	2022	2022	2022	2022
Jul	Jun	May	Apr	Mar	Feb	Jan	Dec	Nov	Oct	Sep	Aug
0.0326	0.0329	0.0324	0.0326	0.0318	0.0324	0.0324	0.0325	0.0325	0.0315	0.0322	0.0321

The benchmark used for analytics for this fund is 50% S&P 500 C\$ / 50% ICE BofA US Corporate & Government Bond C\$. [1] For the period ended June 30, 2021. [2] This monthly distribution is fixed but not guaranteed and may be adjusted from time to time at the discretion of the fund manager. [3] The yield is determined by annualizing the fixed distribution rate and does not include any distributions in excess of the fixed distribution rate that may be paid at the fund's year-end. [a] Freely tradable cash 3.60% [a] Not available for purchases, switches out only. [b] Not available for purchases, switches in/out only.

U.S. BALANCED

DYNAMIC U.S. STRATEGIC YIELD FUND

Series L • Performance as at July 31, 2022. Holdings as at June 30, 2022.

Dynamic Funds is a leading Canadian investment company offering a comprehensive range of investment services, including mutual funds, tax-advantaged products and customized high net-worth programs.

Customer Relations Centre

Toll free: 1-800-268-8186
Tel: 514-908-3212 (English)
514-908-3217 (French)
Fax: 416-363-4179 or
1-800-361-4768
Email: service@dynamic.ca

Ontario (Head Office)

Dynamic Funds Tower
1 Adelaide St. E., Ste. 2800
Toronto, ON M5C 2V9
Toll free: 1-866-977-0477
Tel: 416-363-5621

Eastern Canada

1200 McGill College Ave., Ste. 2300
Montreal, QC H3B 4G7

Western Canada

Suite 300, 119 - 6 Avenue SW
Calgary, AB T2P 0P8

Four Bentall Centre
1055 Dunsmuir St., Ste. 3434
P.O. Box 49217
Vancouver, BC V7X 1K8

[!] Risk rating measures the degree of uncertainty that an investor can handle regarding fluctuations in the value of their portfolio. The amount of risk associated with any particular investment depends largely on your own personal circumstances including your time horizon, liquidity needs, portfolio size, income, investment knowledge and attitude toward price fluctuations. Investors should consult their financial advisor before making a decision as to whether this mutual fund is a suitable investment for them.

Commissions, trailing commissions, management fees and expenses all may be associated with mutual fund investments. Please read the prospectus before investing.

The indicated rates of return are the historical annual compounded total returns including changes in units [share] value and reinvestment of all distributions [dividends] and do not take into account sales, redemption, distribution or optional charges or income taxes payable by any security holder that would have reduced returns. The rates of return are used only to illustrate the effects of the compound growth rate and are not intended to reflect future values of the mutual fund or returns on investment in the mutual fund. Investments in mutual funds are not guaranteed, their values change frequently and past performance may not be repeated.

R² is a measurement out of 100 that shows the extent to which a portfolio's movements can be explained by the benchmark's movements.

Standard deviation is a measure of volatility; it shows how broadly the Fund's returns have varied over a given time period.



dynamic.ca/f/3800

www.dynamic.ca

Dynamic Funds[®] is a registered trademark of its owner, used under license, and a division of 1832 Asset Management L.P.

Dynamic Funds[®]
Invest with advice.