

# ALTERNATIVE/SPECIALTY

# DYNAMIC REAL ESTATE & INFRASTRUCTURE INCOME II FUND

Series F • Performance as at March 31, 2024. Holdings as at March 31, 2024.

## TOM DICKER B.Comm. (Hons.), CFA

Portfolio Manager: 5.0 years on fund

## FRANK LATSHAW CPA, CA, CBV, CFA

Portfolio Manager: 5.0 years on fund

## MARIA BENAVENTE B.Comm. (Hons.), CFA

Portfolio Manager: 5.0 years on fund

## JASON GIBBS BAcc., CPA, CA, CFA

Senior Portfolio Manager: On Fund since July 2023

INCEPTION	<b>2019 April</b>
NET ASSETS	<b>\$462.69M</b>
HOLDINGS	<b>52</b>
MER <sup>1</sup>	<b>1.18%</b>
MANAGEMENT FEE	<b>1%</b>
NAV	<b>\$8.05</b>
STANDARD DEVIATION	<b>17.26% over 3 years</b>
R <sup>2</sup>	<b>0.95</b>
DISTRIBUTIONS	<b>\$0.0502 monthly<sup>2</sup></b>
YIELD	<b>7.5% based on NAV<sup>3</sup></b>

## RISK RATING<sup>4</sup>

LOW	MEDIUM	HIGH
-----	--------	------

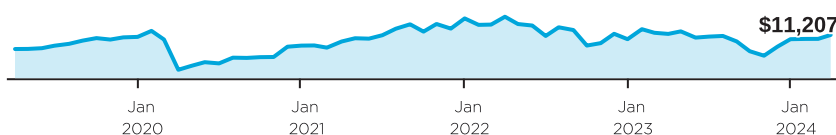
## FUND CODES (Prefix: DYN)

Series	FE	LL	LL2	DSC	No load
A	2313				
DCAF	2314				
F					2315
FH (USD)					2319
H (USD)	2318				
I					2317

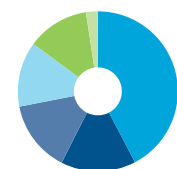
## WHY INVEST IN DYNAMIC REAL ESTATE & INFRASTRUCTURE INCOME II FUND ?

- Access to a portfolio of real estate and infrastructure assets, in high demand by pension fund and institutions, through primarily publicly traded companies globally.
- Provides a high level of monthly income using a moderate level of leverage.
- Actively managed portfolio with a North American focus and capital preservation philosophy.

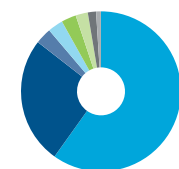
## GROWTH OF \$10,000



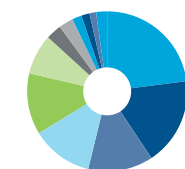
## ASSET ALLOCATION



## GEOGRAPHIC ALLOCATION



## SECTOR ALLOCATION



## CALENDAR RETURNS %

YTD	2023	2022	2021	2020	2019	2018	2017	2016
<b>3.4</b>	<b>-0.0</b>	<b>-14.1</b>	<b>22.7</b>	<b>-6.8</b>	<b>—</b>	<b>—</b>	<b>—</b>	<b>—</b>

## COMPOUND RETURNS %

1 mo	3 mo	6 mo	YTD	1 yr	3 yrs	5 yrs	10 yrs	Incep
<b>3.1</b>	<b>3.4</b>	<b>14.2</b>	<b>3.4</b>	<b>-0.8</b>	<b>1.7</b>	<b>—</b>	<b>—</b>	<b>2.3</b>

## HISTORICAL DISTRIBUTIONS (\$/unit)

2024	2024	2024	2024	2024	2024	2024	2024	2024	2024	2024
Mar	Feb	Jan	Dec	Nov	Oct	Sep	Aug	Jul	Jun	May
0.0502	0.0502	0.0502	0.0502	0.0502	0.0502	0.0502	0.0502	0.0502	0.0502	0.0502

The benchmark used for analytics for this fund is 50% S&P Global Infrastructure Index (C\$), 35% FTSE EPRA NAREIT Canada Index (C\$), 15% FTSE EPRA NAREIT US Index (C\$).

[1] For the period ended 2023-06-30. [2] This Monthly distribution is fixed but not guaranteed and may be adjusted from time to time at the discretion of the fund manager. [3] The yield is determined by annualizing the fixed distribution rate and does not include any distributions in excess of the fixed distribution rate that may be paid at the fund's year-end. [4] Risk rating measures the degree of uncertainty that an investor can handle regarding fluctuations in the value of their portfolio. The amount of risk associated with any particular investment depends largely on your own personal circumstances including your time horizon, liquidity needs, portfolio size, income, investment knowledge and attitude toward price fluctuations. Investors should consult their financial advisor before making a decision as to whether this mutual fund is a suitable investment for them. [5] Borrowed cash represents .

# DYNAMIC REAL ESTATE & INFRASTRUCTURE INCOME II FUND

Series F • Performance as at March 31, 2024. Holdings as at March 31, 2024.

Dynamic Funds is a leading Canadian investment company offering a comprehensive range of investment services, including mutual funds, tax-advantaged products and customized high net-worth programs.

## Customer Relations Centre

**Toll free:** 1-800-268-8186  
**Tel:** 514-908-3212 (English)  
 514-908-3217 (French)  
**Fax:** 416-363-4179 or  
 1-800-361-4768  
**Email:** [service@dynamic.ca](mailto:service@dynamic.ca)

## Ontario (Head Office)

40 Temperance Street, 16th Floor  
 Toronto, ON M5H 0B4  
**Toll free:** 1-866-977-0477  
**Tel:** 416-363-5621

## Eastern Canada

1200 McGill College Ave., Ste. 2300  
 Montreal, QC H3B 4G7

## Western Canada

Suite 1130  
 685 Center Street South  
 Calgary, AB T2G 2C7

## Four Bentall Centre

1055 Dunsmuir St., Ste. 3434  
 P.O. Box 49217  
 Vancouver, BC V7X 1K8

## TOP EQUITY HOLDINGS %

Granite Real Estate Investment Trust

Choice Properties Real Estate  
 Investment Trust

RioCan Real Estate Investment Trust

TC Energy Corporation

Alerian MLP ETF

Dream Industrial Real Estate Investment  
 Trust

Enbridge Inc.

Killam Apartment Real Estate  
 Investment Trust

Canadian Apartment Properties Real  
 Estate Investment Trust

Crombie Real Estate Investment Trust

**Total allocation in top holdings** **43.9**

## DYNAMIC PREFERRED PRICING

Management fee rates are applied back to dollar one

Fund Value	%
\$0K - \$250K	1.000%
\$250K - \$1M	0.900%
\$1M - \$5M	0.825%
\$5M+	0.775%

Distributions may consist of net income, dividends, net realized capital gains, and/or return of capital. Distributions are not guaranteed and investors should not confuse a fund's distribution yield with its performance or rate of return.

Commissions, trailing commissions, management fees and expenses all may be associated with mutual fund investments. Please read the prospectus before investing.

The indicated rates of return are the historical annual compounded total returns including changes in units [share] value and reinvestment of all distributions [dividends] and do not take into account sales, redemption, distribution or optional charges or income taxes payable by any security holder that would have reduced returns. The rates of return are used only to illustrate the effects of the compound growth rate and are not intended to reflect future values of the mutual fund or returns on investment in the mutual fund. Investments in mutual funds are not guaranteed, their values change frequently and past performance may not be repeated.

$R^2$  is a measurement out of 100 that shows the extent to which a portfolio's movements can be explained by the benchmark's movements.

Standard deviation is a measure of volatility; it shows how broadly the Fund's returns have varied over a given time period.



[dynamic.ca/f/6772](https://dynamic.ca/f/6772)