

U.S. EQUITY

DYNAMIC POWER AMERICAN GROWTH FUND

Series IP (USD) • Performance as at September 30, 2020. Holdings as at August 31, 2020.

NOAH BLACKSTEIN BA, CFA

Senior Portfolio Manager: 22.2 years on fund

INCEPTION	2011 January
NET ASSETS	\$2.83 billions
HOLDINGS	28
MER*	1.96%
MER LESS PERFORMANCE FEE†	0.09%
NAV	\$31.89 USD

RISK RATING‡

LOW	MEDIUM	HIGH
-----	--------	------

TOP EQUITY HOLDINGS %

ServiceNow, Inc.
DocuSign, Inc.
Amazon.com, Inc.
RingCentral, Inc.
Square, Inc.

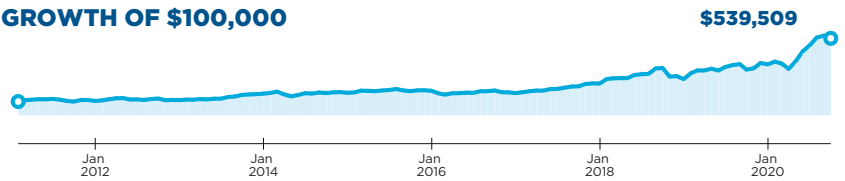
FUND CODES (Prefix: DYN)

Series	FE	LL	LL2	DSC	No load
A	004	604	7045	704 ^a	
A (USD)	039	639		739 ^a	
DCAF	804	104		904 ^a	
DCAF-F					2412
F					253
F (USD)					439
FN					2717
FT					2923
IP					1627
IP (USD)					1628
N	2714	2715		2716 ^a	
T	1004	1014	7046	1024 ^a	

WHY INVEST IN DYNAMIC POWER AMERICAN GROWTH FUND?

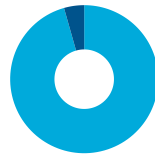
- Experienced coverage of the US market - the broadest and deepest market in the world.
- Same Portfolio Manager since inception in 1998.
- Actively managed, focused portfolio that shows commitment to a disciplined bottom-up investment approach.

GROWTH OF \$100,000




Compound growth calculations are used only for the purpose of illustrating the effects of compound growth and are not intended to reflect future value of any mutual fund or returns on investment in any mutual fund.

ASSET ALLOCATION



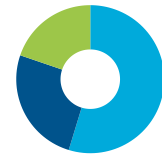
- 95.6% Common Stocks-US
- 4.4% Cash, Short-Term Investments & Other Net Assets

GEOGRAPHIC ALLOCATION



- 95.6% United States

SECTOR ALLOCATION



- 52.3% Information Technology
- 24.4% Health Care
- 18.9% Consumer Discretionary

CALENDAR RETURNS %

YTD 2020	2019	2018	2017	2016	2015	2014	2013
51.0	40.8	13.9	43.5	-9.6	8.9	4.1	42.6

COMPOUND RETURNS %

1 mo	3 mo	6 mo	YTD	1 yr	3 yrs	5 yrs	10 yrs	Incep
-3.3	10.1	65.7	51.0	68.4	38.5	26.1	-	18.9

HISTORICAL DISTRIBUTIONS (USD\$/unit)

2020 Sep	Aug	Jul	Jun	May	Apr	Mar	Feb	2020 Jan	Dec	Nov	Oct
-	-	-	-	-	-	-	-	-	3.5931	-	-

[*] For the period ended June 30, 2020. [a] Not available for purchases, switches in/out only.

U.S. EQUITY

DYNAMIC POWER AMERICAN GROWTH FUND

Series IP (USD) • Performance as at September 30, 2020. Holdings as at August 31, 2020.

Dynamic Funds is a leading Canadian investment company offering a comprehensive range of investment services, including mutual funds, tax-advantaged products and customized high net-worth programs.

Customer Relations Centre

Toll free: 1-800-268-8186
Tel: 514-908-3212 (English)
514-908-3217 (French)
Fax: 416-363-4179 or
1-800-361-4768
Email: service@dynamic.ca

Ontario (Head Office)

Dynamic Funds Tower
1 Adelaide St. E., Ste. 2800
Toronto, ON M5C 2V9
Toll free: 1-866-977-0477
Tel: 416-363-5621

Eastern Canada

1200 McGill College Ave., Ste. 2300
Montreal, QC H3B 4G7

Western Canada

Suite 300, 119 - 6 Avenue SW
Calgary, AB T2P 0P8

Four Bentall Centre
1055 Dunsmuir St., Ste. 3434
P.O. Box 49217
Vancouver, BC V7X 1K8

DYNAMIC PREFERRED PRICING¹

Management fee rates are applied back to dollar one

Fund Value	%
\$0K - \$250K	0.800%
\$250K - \$1MM	0.700%
\$1MM - \$5MM	0.625%
\$5MM+	0.575%

[1] Risk rating measures the degree of uncertainty that an investor can handle regarding fluctuations in the value of their portfolio. The amount of risk associated with any particular investment depends largely on your own personal circumstances including your time horizon, liquidity needs, portfolio size, income, investment knowledge and attitude toward price fluctuations. Investors should consult their financial advisor before making a decision as to whether this mutual fund is a suitable investment for them. **[1]** Management Fee discounts illustrated for Series I, IT, and IP are effective as at June 16, 2016 please refer to the prospectus for further information concerning the previous discount schedule.

Commissions, trailing commissions, management fees and expenses all may be associated with mutual fund investments. Please read the prospectus before investing.

The indicated rates of return are the historical annual compounded total returns including changes in units [share] value and reinvestment of all distributions [dividends] and do not take into account sales, redemption, distribution or optional charges or income taxes payable by any security holder that would have reduced returns. The rates of return are used only to illustrate the effects of the compound growth rate and are not intended to reflect future values of the mutual fund or returns on investment in the mutual fund.

Investments in mutual funds are not guaranteed, their values change frequently and past performance may not be repeated.



dynamic.ca/f/3224

Dynamic Funds[®]
Invest with advice.