

DYNAMIC ACTIVE EMERGING MARKETS ETF

• Performance as at March 31, 2024. Holdings as at March 31, 2024.

TICKER SYMBOL: DXEM

BENJAMIN ZHAN MBA, CFA

Portfolio Manager: 2.8 years on fund

DANA LOVE M.Sc., CFA

Senior Portfolio Manager: 2.8 years on fund

EXCHANGE	Toronto Stock Exchange
INCEPTION	2021 June
NET ASSETS	\$2.28M
HOLDINGS	41
MER ¹	0.91%
MANAGEMENT FEE	0.8%
ACTIVE SHARE	92.2% as of September 30, 2023
DISTRIBUTIONS	Annually^{2 3}
EXCHANGE PRICE	\$12.61
UNITS OUTSTANDING	175000

RISK RATING⁴

LOW

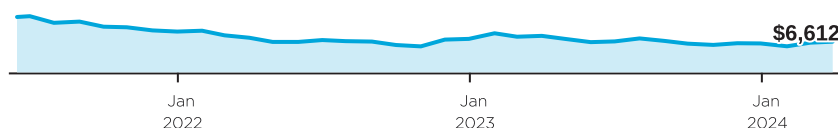
MEDIUM

HIGH

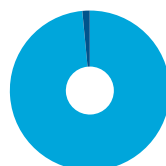
WHY INVEST IN DYNAMIC ACTIVE EMERGING MARKETS ETF ?

- A concentrated and actively-managed portfolio of high-quality Emerging Market businesses.
- Managed by an experienced team with a long history of Emerging Market investing.
- Access to a deep pool of innovative companies and investment opportunities generally not available to the individual investor.

GROWTH OF \$10,000

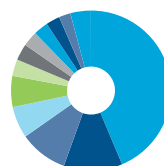


ASSET ALLOCATION



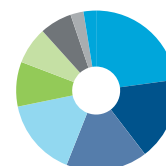
- 98.5% Common Stocks-Foreign
- 1.5% Cash, Short-Term Investments & Other Net Assets

GEOGRAPHIC ALLOCATION



- 43.0% China
- 11.7% Mexico
- 9.6% Brazil
- 6.3% India
- 6.2% Philippines
- 3.3% Thailand
- 3.3% South Africa
- 3.0% Indonesia
- 2.9% Taiwan
- 2.8% South Korea
- 2.3% Japan
- 4.1% Other

SECTOR ALLOCATION



- 22.5% Consumer Discretionary
- 16.5% Financials
- 16.2% Industrials
- 15.5% Materials
- 8.9% Information Technology
- 7.4% Health Care
- 6.4% Communication Services
- 2.6% Consumer Staples
- 2.5% Energy

CALENDAR RETURNS %

YTD	2023	2022	2021	2020	2019	2018	2017	2016
3.8	-8.9	-12.5	—	—	—	—	—	—

COMPOUND RETURNS %

1 mo	3 mo	6 mo	YTD	1 yr	3 yrs	5 yrs	10 yrs	Incep
2.1	3.8	4.2	3.8	-10.8	—	—	—	-14.1

[1] for the period ended December 31, 2023. **[2]** Distribution Reinvestment Plan ("DRIP") is available, allowing investors to reinvest cash distributions, provided that the Advisor's brokerage firm supports participation in the DRIP. Cash distributions are declared at the sole discretion of the manager and are not guaranteed. **[3]** This ETF pays distributions at a variable rate. Accordingly, it is possible that the ETF may not pay a distribution in a given payment period. Distributions are not guaranteed and may be adjusted from time to time at the discretion of the manager. **[4]** All investments involve risk. The value of the Fund can go down as well as up and you could lose money. The Manager has rated the risk of this Fund based on industry standard risk rating guidelines. For more information about the specific risks of this Fund and its risk rating, see the fund's prospectus, including the disclosure under the headings "Risk Factors" and "Risk Ratings of the Funds".

DYNAMIC ACTIVE EMERGING MARKETS ETF

• Performance as at March 31, 2024. Holdings as at March 31, 2024.

Dynamic Funds is a leading Canadian investment company offering a comprehensive range of investment services, including mutual funds, tax-advantaged products and customized high net-worth programs.

Customer Relations Centre

Toll free: 1-800-268-8186

Tel: 514-908-3212 (English)
514-908-3217 (French)Fax: 416-363-4179 or
1-800-361-4768Email: service@dynamic.ca**Ontario (Head Office)**40 Temperance Street, 16th Floor
Toronto, ON M5H 0B4
Toll free: 1-866-977-0477
Tel: 416-363-5621**Eastern Canada**1200 McGill College Ave., Ste. 2300
Montreal, QC H3B 4G7**Western Canada**Suite 1130
685 Center Street South
Calgary, AB T2G 2C7Four Bentall Centre
1055 Dunsmuir St., Ste. 3434
P.O. Box 49217
Vancouver, BC V7X 1K8**TOP EQUITY HOLDINGS %**

Quálitas Controladora	3.8
Santos Brasil Participacoes	3.6
HDFC Bank	3.4
Minor International Public Company	3.3
Naspers	3.3
Cemex	3.2
Meituan-Dianping	3.2
Angelalign Technology	3.1
BDO Unibank	3.1
International Container Terminal Services	3.1
Total allocation in top holdings	33.1

Commissions, management fees and expenses all may be associated with mutual fund investments, including ETFs. Please read the prospectus before investing. The indicated rates of return are the historical annual compounded total returns including changes in unit value and reinvestment of all distributions and do not take into account sales, redemption, distribution or operational charges or income taxes payable by any securityholder that would have reduced returns. Mutual Funds funds and ETFs are not guaranteed, their values change frequently and past performance may not be repeated.

The information herein does not constitute specific advice regarding your personal investment situation or provide specific individual advice about investment, financial, legal, accounting, tax or similar matters. Please contact your financial advisor on your particular circumstances.

Dynamic Funds® is a registered trademark of its owner, used under license and a division of 1832 Asset Management L.P.

The Growth of \$10,000 chart reflects a hypothetical \$10,000 investment and assumes reinvestment of dividends and capital gains. Fund expenses, including management fees and other expenses, were deducted. As a result of the risks and limitations inherent in hypothetical performance data, hypothetical results may differ from actual performance.

dynamic.ca/f/10027

Dynamic Funds®
Invest with advice.