

U.S. EQUITY

DYNAMIC ACTIVE U.S. MID-CAP ETF

• Performance as at February 29, 2024. Holdings as at February 29, 2024.

TICKER SYMBOL: DXZ

STEVEN HALL BBE, MBA, CFA
Portfolio Manager: 6.4 years on fund
TOM DICKER B.Comm. (Hons.), CFA
Portfolio Manager: 6.4 years on fund

EXCHANGE	Toronto Stock Exchange
INCEPTION	2017 September
NET ASSETS	\$24.99M
HOLDINGS	49
MER ¹	0.78%
MANAGEMENT FEE	0.75%
NAV	\$12.34
STANDARD DEVIATION	15.45% over 3 years
R ²	0.88
DISTRIBUTIONS	Annually ^{2 3 4}
EXCHANGE PRICE	\$12.78
UNITS OUTSTANDING	2025000

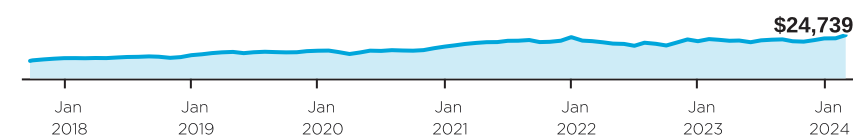
RISK RATING⁵

LOW	MEDIUM	HIGH
-----	--------	------

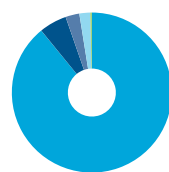
WHY INVEST IN DYNAMIC ACTIVE U.S. MID-CAP ETF ?

- An actively managed portfolio of mid-capitalization companies based primarily in the U.S.
- Seeks to invest in high-quality companies with attractive free cash flows + growth
- Access to Dynamic's Equity Income team and their Quality At a Reasonable Price (QUARP[®]) process

GROWTH OF \$10,000

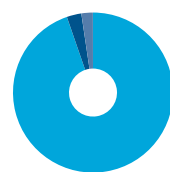


ASSET ALLOCATION



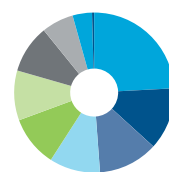
- 89.1% Common Stocks-US
- 5.6% Cash, Short-Term Investments & Other Net Assets
- 2.8% Common Stocks-Foreign
- 2.2% Common Stocks-CDN
- 0.3% Options

GEOGRAPHIC ALLOCATION



- 89.4% United States
- 2.8% Ireland
- 2.2% Canada

SECTOR ALLOCATION



- 22.8% Industrials
- 11.9% Financials
- 11.4% Information Technology
- 9.7% Consumer Discretionary
- 9.7% Consumer Staples
- 9.5% Health Care
- 9.2% Materials
- 6.1% Real Estate
- 3.7% Energy
- 0.4% Communication Services

CALENDAR RETURNS %

YTD	2023	2022	2021	2020	2019	2018	2017	2016
8.3	7.5	-9.0	22.9	12.4	17.3	-1.1	—	—

COMPOUND RETURNS %

1 mo	3 mo	6 mo	YTD	1 yr	3 yrs	5 yrs	10 yrs	Incep
7.9	13.2	10.9	8.3	12.1	6.4	9.5	—	10.5

HISTORICAL DISTRIBUTIONS (\$/unit)

2024	2024										
Feb	Jan	Dec	Nov	Oct	Sep	Aug	Jul	Jun	May	Apr	Mar
—	—	0.0720	—	—	—	—	—	—	—	—	—

[1] for the period ended December 31, 2022. [2] Distribution Reinvestment Plan ("DRIP") is available, allowing investors to reinvest cash distributions, provided that the Advisor's brokerage firm supports participation in the DRIP. Cash distributions are declared at the sole discretion of the manager and are not guaranteed. [3] This ETF pays distributions at a variable rate. Accordingly, it is possible that the ETF may not pay a distribution in a given payment period. Distributions are not guaranteed and may be adjusted from time to time at the discretion of the manager. [4] At least once each year, the Fund will distribute all net taxable income to investors. These distributions will either be paid in cash or reinvested in the Fund, as may be determined by the Manager from time to time. These distributions will consist primarily of distributions received from the securities held within the Fund less Fund expenses, plus any realized capital gains generated from securities transactions within the Fund. The amounts of past distributions are shown above. The characterization of distributions for tax purposes (such as dividends, other income, capital gains etc.) for each period will be reported only after the Fund's tax year end. For tax purposes, these amounts will be reported by brokers on official tax statements. [5] All investments involve risk. The value of the Fund can go down as well as up and you could lose money. The Manager has rated the risk of this Fund based on industry standard risk rating guidelines. For more information about the specific risks of this Fund and its risk rating, see the fund's prospectus, including the disclosure under the headings "Risk Factors" and "Risk Ratings of the Funds".

U.S. EQUITY

DYNAMIC ACTIVE U.S. MID-CAP ETF

• Performance as at February 29, 2024. Holdings as at February 29, 2024.

Dynamic Funds is a leading Canadian investment company offering a comprehensive range of investment services, including mutual funds, tax-advantaged products and customized high net-worth programs.

Customer Relations Centre

Toll free: 1-800-268-8186
Tel: 514-908-3212 (English)
514-908-3217 (French)
Fax: 416-363-4179 or
1-800-361-4768
Email: service@dynamic.ca

Ontario (Head Office)

40 Temperance Street, 16th Floor
Toronto, ON M5H 0B4
Toll free: 1-866-977-0477
Tel: 416-363-5621

Eastern Canada

1200 McGill College Ave., Ste. 2300
Montreal, QC H3B 4G7

Western Canada

Suite 1130
685 Center Street South
Calgary, AB T2G 2C7

Four Bentall Centre

1055 Dunsmuir St., Ste. 3434
P.O. Box 49217
Vancouver, BC V7X 1K8

TOP EQUITY HOLDINGS %

Donaldson Company, Inc.	
Brown & Brown, Inc.	
Casey's General Stores, Inc.	
Tyler Technologies, Inc.	
RPM International Inc.	
Acuity Brands, Inc.	
Graphic Packaging Holding Company	
Nordson Corporation	
Permian Resources Corporation	
Fair Isaac Corporation	
Total allocation in top holdings	41.6

Commissions, management fees and expenses all may be associated with mutual fund investments, including ETFs. Please read the prospectus before investing. The indicated rates of return are the historical annual compounded total returns including changes in unit value and reinvestment of all distributions and do not take into account sales, redemption, distribution or operational charges or income taxes payable by any securityholder that would have reduced returns. Mutual Funds funds and ETFs are not guaranteed, their values change frequently and past performance may not be repeated.

The information herein does not constitute specific advice regarding your personal investment situation or provide specific individual advice about investment, financial, legal, accounting, tax or similar matters. Please contact your financial advisor on your particular circumstances.

Dynamic Funds® is a registered trademark of its owner, used under license and a division of 1832 Asset Management L.P.

The Growth of \$10,000 chart reflects a hypothetical \$10,000 investment and assumes reinvestment of dividends and capital gains. Fund expenses, including management fees and other expenses, were deducted. As a result of the risks and limitations inherent in hypothetical performance data, hypothetical results may differ from actual performance.



dynamic.ca/f/10015